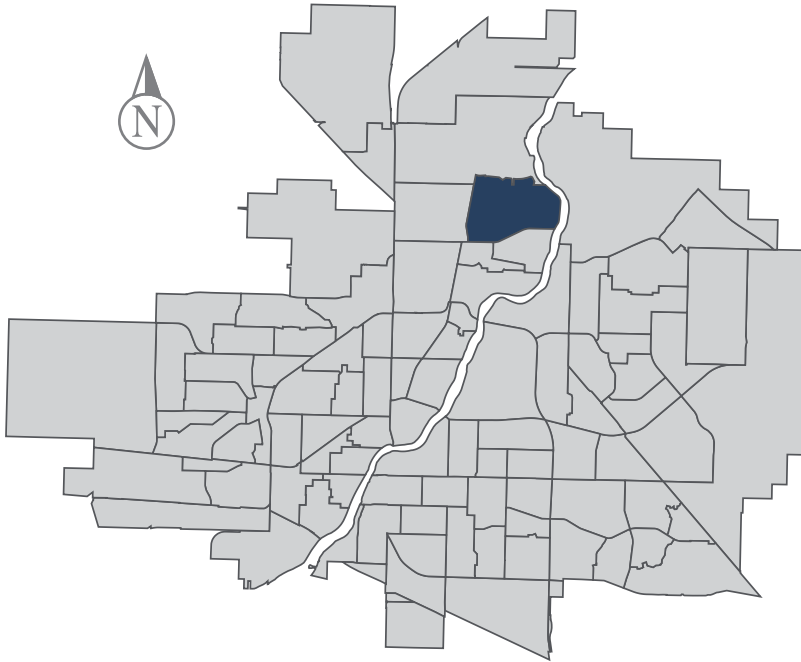


Silverwood Heights

MUNICIPAL WARD 5



Population
10,716



COMMUNITY QUICK FACTS



76.5%

homeownership



\$285,960

average
sale price



\$47,800

median
personal
income

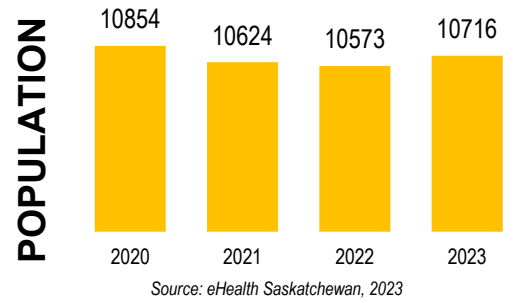


2.7

household
size



SILVERWOOD HEIGHTS



Ethnic Diversity

* Higher number indicates greater diversity

| Location | 2021 |
|--------------------|------|
| Silverwood Heights | 0.28 |
| Saskatoon | 0.46 |

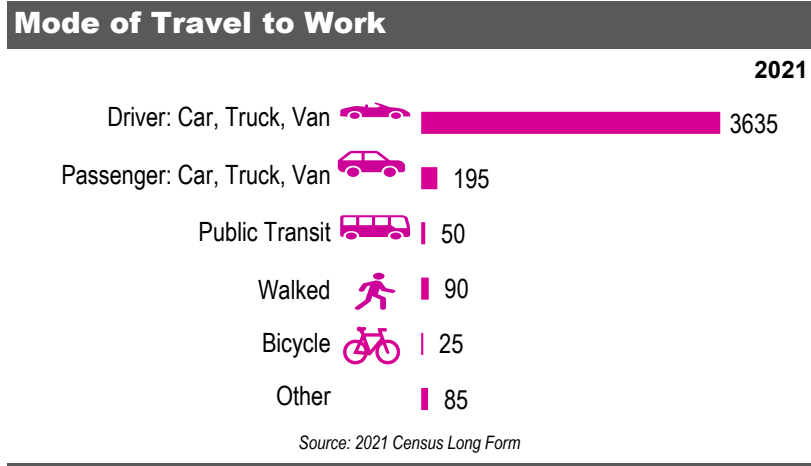
Source: 2021 Census

Mother Tongue

Top Languages

| Language | 2021 |
|------------------------------|------|
| English | 7940 |
| Tagalog (Pilipino, Filipino) | 290 |
| German | 65 |
| French | 110 |
| Ukrainian | 125 |
| Polish | 35 |
| Arabic | 35 |

Source: 2021 Census



Registered Vehicles

| | 2021 | 2022 |
|----------------------|------|------|
| Total (LV & PV) | 9510 | 8944 |
| Per Person | 0.9 | 0.8 |
| Saskatoon Per Person | 0.8 | 0.9 |

LV - light vehicles (commercial & private) PV - private passenger vehicle

Source: SGI

Education Level

2021

| | |
|--|------|
| No Certificate/diploma/degree | 210 |
| High school certificate or equivalent | 1385 |
| Apprentice/trades certificate/diploma | 555 |
| College/CEGEP/non-university cert./dipl. | 1025 |
| University diploma or degree | 220 |

Source: 2021 Census Long Form

Postsecondary Enrolment

| | 2020 | 2021 | 2022 |
|----------------------------|------|------|------|
| Saskatchewan Polytechnic | 116 | 98 | 106 |
| University of Saskatchewan | 386 | 364 | 336 |

Source: Saskatchewan Polytechnic Administrative Office and University of Saskatchewan Registrar's Office

Enrolment by School

| | 2020 | 2021 | 2022 |
|--|------|------|------|
| P - Saskatoon Public School | | | |
| Brownell School (p) | 200 | 178 | 198 |
| Marion M. Graham Collegiate (p) | 590 | 584 | 642 |
| Silverwood Heights School (p) | 257 | 269 | 262 |
| S - Greater Saskatoon Catholic Schools | | | |
| Sister O'Brien School (s) | 229 | 219 | 219 |
| St. Angela School (s) | 297 | 288 | 297 |

Source: Saskatoon Public School Division & Greater Saskatoon Catholic Schools

Household Structure

| | 2021 |
|----------------------------|------|
| One-family households | 2675 |
| Multiple-family households | 20 |
| Non-family households | 710 |
| Total one-parent families | 415 |
| Total households | 3580 |
| Household size | 2.7 |

Source: 2021 Census

Age of Dwelling

| | 2021 |
|-------------|------|
| Before 1960 | 1% |
| 1961-1980 | 23% |
| 1981-1990 | 72% |
| 1991-2000 | 3% |
| 2001-2005 | 0% |
| 2006-2010 | 0% |
| 2011-2016 | 0% |
| 2016-2021 | 0% |

Source: 2021 Census

Housing Affordability

| Median Multiple | 2021 | 2022 |
|--------------------|------|------|
| Saskatoon | 3.98 | 3.81 |
| Silverwood Heights | 4.71 | 3.38 |

Note: Median Multiple of 3.0 & under is rated as "affordable"

Source: City of Saskatoon, Assessment & Taxation and RBC Economics Research

Housing Costs

| | 2021 |
|--------------------------------|---------|
| Average Owner's Major Payments | \$1,442 |
| Average Gross Rent | \$1,280 |

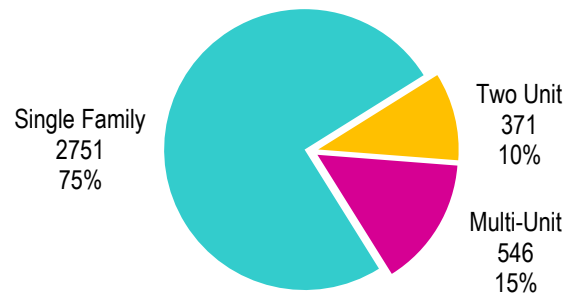
Source: 2021 Census

Housing by Tenure

| | 2021 |
|--------|------|
| Rented | 24% |
| Owned | 76% |

Source: 2021 Census

Dwelling Unit Count



| | | |
|--------------------------------|------------------------|---------------------|
| Total Dwellings | 3668 | |
| Neighbourhood Area | 371.3 hectares | 917.4 acres |
| Dwelling Units per Area | 9.9 per hectare | 4.0 per acre |

Source: City of Saskatoon, Planning & Development

Real Estate Sales

| 2022 | No. of Sales | Average Price |
|----------------------------|--------------|---------------|
| Condo Townhouse | 7 | \$ 229,300 |
| High Rise Apt Condo | 0 | \$ - |
| Low Rise Apt Condo | 3 | \$ 231,667 |
| Semi-detached | 0 | \$ - |
| Semi-detached - two titles | 7 | \$ 218,500 |
| Single Family Dwelling | 94 | \$ 464,374 |

Source: City of Saskatoon, Assessment & Taxation

Park Space

| 2022 | Hectares | Acres |
|---------------------------------|----------|-------|
| Total Park Area | 31.1 | 76.8 |
| Population per Park Area | 344.9 | 139.6 |

Park Type: N - Neighbourhood D - District MD - Multi-district
SU- Special Use I - Industrial

| | | | |
|-------------------------|-----------|------|------|
| Meewasin | SU | 8.3 | 20.5 |
| WJL Harvey | N | 16.8 | 41.5 |
| WJL Harvey South | D | 6.0 | 14.8 |

Source: City of Saskatoon, Planning & Development

SILVERWOOD HEIGHTS

Voter Turn-out (%)

| | | |
|------------|------|-----|
| Provincial | 2007 | 66% |
| Federal | 2008 | 52% |
| Civic | 2009 | 28% |
| Federal | 2011 | 51% |
| Provincial | 2011 | 48% |
| Civic | 2012 | 32% |
| Federal | 2015 | 76% |
| Provincial | 2016 | 39% |
| Civic | 2016 | 34% |
| Federal | 2019 | 70% |
| Provincial | 2020 | 61% |
| Civic | 2020 | 36% |

Licensed Home-Based Businesses

| | 2021 | 2022 |
|--------------------|------|------|
| Saskatoon | 5353 | 5293 |
| Silverwood Heights | 225 | 212 |

Source: City of Saskatoon, Business License Program

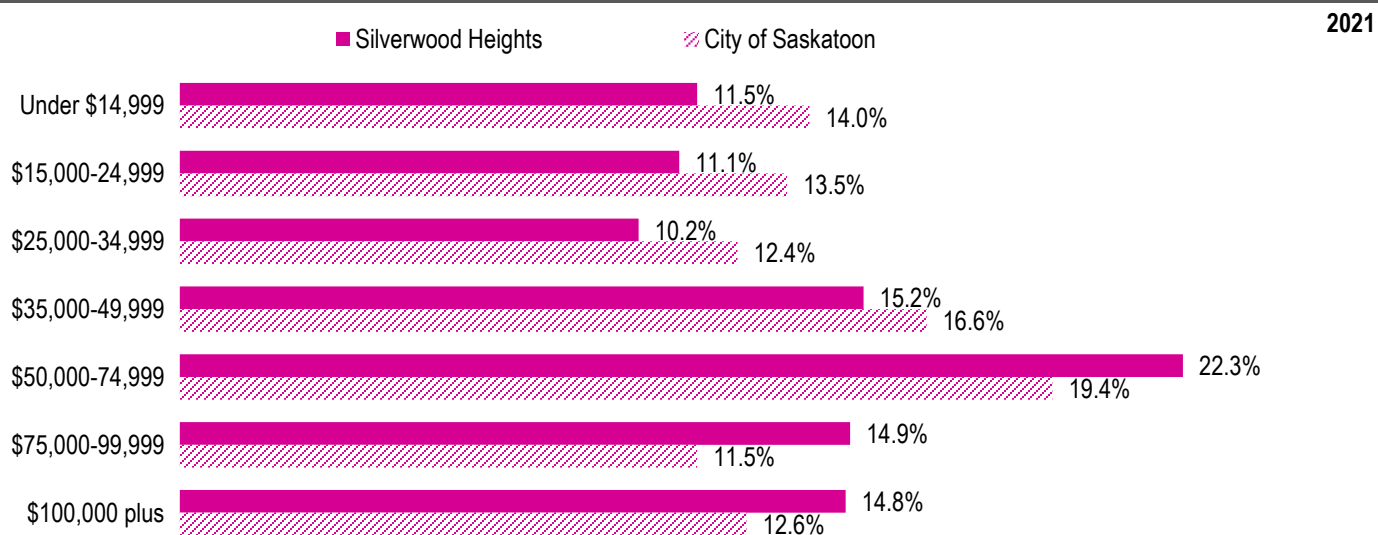
Labour Force

| | Silverwood Heights | Saskatoon |
|---|--------------------|-----------|
| Labour Force Participation Rate | 70.9% | 69.7% |
| Economic Dependency Ratio | 17.6% | 19.5% |
| Median Total Income (personal) | \$51,810 | \$43,820 |
| Provincial Index of Median Income (base=100) | 123.20 | 104.20 |
| Canadian Index of Median Income (base=100) | 124.40 | 105.20 |

Source: City of Saskatoon, City Clerk's office; Elections Saskatchewan; and Elections Canada

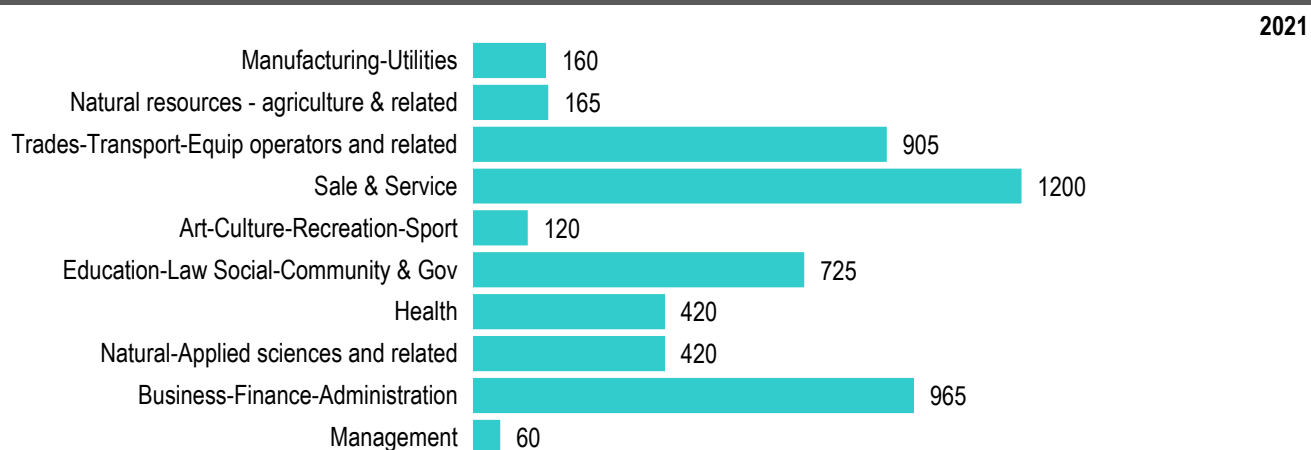
Source: Statistics Canada, Income Statistics Division, T1 Family File (T1FF) based on the final tax file, 2021

Personal Income



Source: Statistics Canada, Income Statistics Division, T1 Family File (T1FF) based on the final tax file, 2021

Major Occupation



Source: 2021 Census