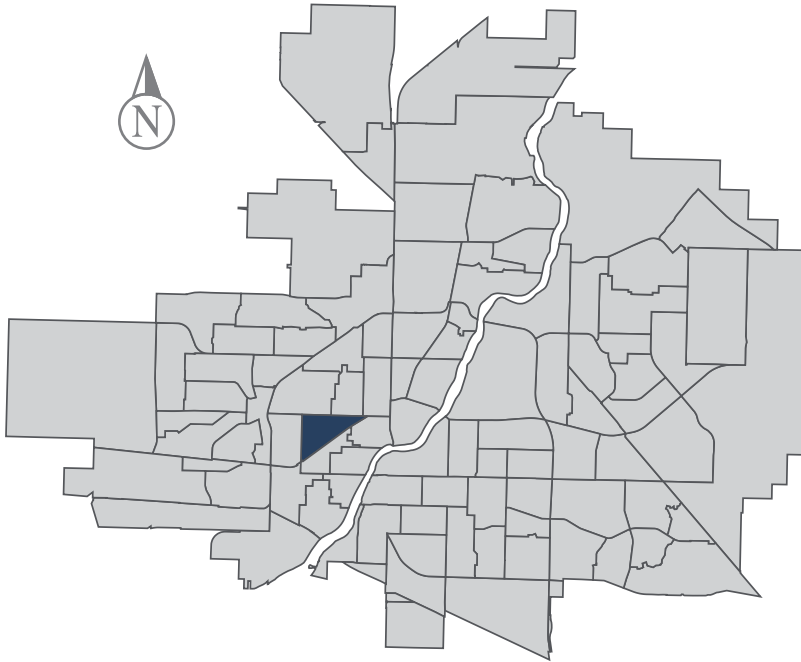


Pleasant Hill

MUNICIPAL WARD 2

 Population
5,169



COMMUNITY QUICK FACTS



58.5%

homeownership



\$260,472

average
sale price



\$25,050

median
personal
income


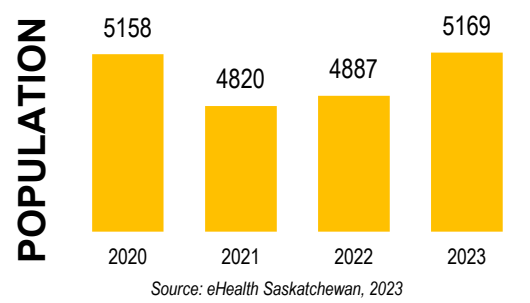


2.2

household
size



PLEASANT HILL



Ethnic Diversity

* Higher number indicates greater diversity

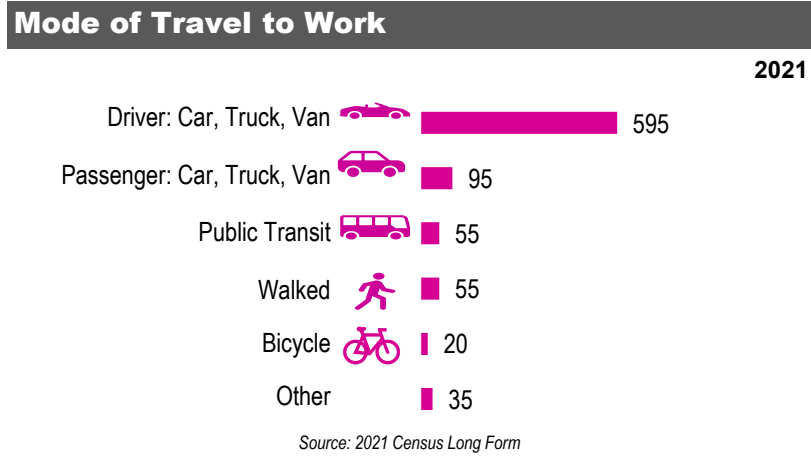
Location	2021
Pleasant Hill	0.46
Saskatoon	0.46

Source: 2021 Census

Mother Tongue

Top Languages	2021
English	2290
Tagalog (Pilipino, Filipino)	105
Bengali	40
Ukrainian	35
Urdu	0
Cree, n.o.s	45

Source: 2021 Census



Registered Vehicles

	2021	2022
Total (LV & PV)	2462	2533
Per Person	0.5	0.5
Saskatoon Per Person	0.8	0.9

LV - light vehicles (commercial & private) PV - private passenger vehicle

Source: SGI

Education Level

2021

No Certificate/diploma/degree	475
High school certificate or equivalent	655
Apprentice/trades certificate/diploma	180
College/CEGEP/non-university cert./dipl.	185
University diploma or degree	35

Source: 2021 Census Long Form

Postsecondary Enrolment

	2020	2021	2022
Saskatchewan Polytechnic	24	28	48
University of Saskatchewan	48	0	54

Source: Saskatchewan Polytechnic Administrative Office and University of Saskatchewan Registrar's Office

Enrolment by School

	2020	2021	2022
P- Saskatoon Public School			
Pleasant Hill School (p)	141	126	156
St. Mary School (s)	298	257	272
S - Greater Saskatoon Catholic Schools			

Source: Saskatoon Public School Division & Greater Saskatoon Catholic Schools

Household Structure

	2021
One-family households	635
Multiple-family households	5
Non-family households	795
Total one-parent families	360
Total households	1585
Household size	2.2

Source: 2021 Census

Age of Dwelling

	2021
Before 1960	31%
1961-1980	35%
1981-1990	10%
1991-2000	5%
2001-2005	2%
2006-2010	5%
2011-2016	9%
2016-2021	3%

Source: 2021 Census

Housing Affordability

Median Multiple	2021	2022
Saskatoon	3.98	3.81
Pleasant Hill	2.05	3.08

Note: Median Multiple of 3.0 & under is rated as "affordable"

Source: City of Saskatoon, Assessment & Taxation and RBC Economics Research

Housing Costs

	2021
Average Owner's Major Payments	\$1,108
Average Gross Rent	\$906

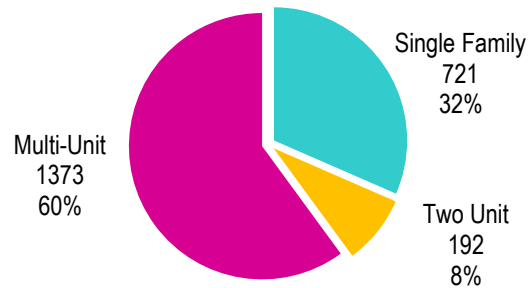
Source: 2021 Census

Housing by Tenure

	2021
Rented	42%
Owned	58%

Source: 2021 Census

Dwelling Unit Count



Total Dwellings	2286	
Neighbourhood Area	116.6 hectares	288.2 acres
Dwelling Units per Area	19.6 per hectare	7.9 per acre

Source: City of Saskatoon, Planning & Development

Real Estate Sales

2022	No. of Sales	Average Price
Condo Townhouse	0	\$ -
High Rise Apt Condo	0	\$ -
Low Rise Apt Condo	0	\$ -
Semi-detached	2	\$ 207,500
Semi-detached - two titles	1	\$ 400,000
Single Family Dwelling	94	\$ 173,915

Source: City of Saskatoon, Assessment & Taxation

Park Space

2022	Hectares	Acres
Total Park Area	9.0	22.3
Population per Park Area	574.0	232.3

Park Type: N - Neighbourhood D - District MD - Multi-district
SU - Special Use I - Industrial

DL Hamilton	N	0.6	1.4
Fred Mendel	N	5.2	12.9
Grace Adam Metawewinihk North	N	0.6	1.5
Grace Adam Metawewinihk South	N	1.1	2.6
Pleasant Hill	N	1.2	2.9
Steve Patola	N	0.4	0.9

Source: City of Saskatoon, Planning & Development

PLEASANT HILL

Voter Turn-out (%)

Provincial	2007	60%
Federal	2008	32%
Civic	2009	11%
Federal	2011	37%
Provincial	2011	50%
Civic	2012	10%
Federal	2015	49%
Provincial	2016	18%
Civic	2016	12%
Federal	2019	44%
Provincial	2020	33%
Civic	2020	14%

Licensed Home-Based Businesses

	2021	2022
Saskatoon	5353	5293
Pleasant Hill	37	34

Source: City of Saskatoon, Business License Program

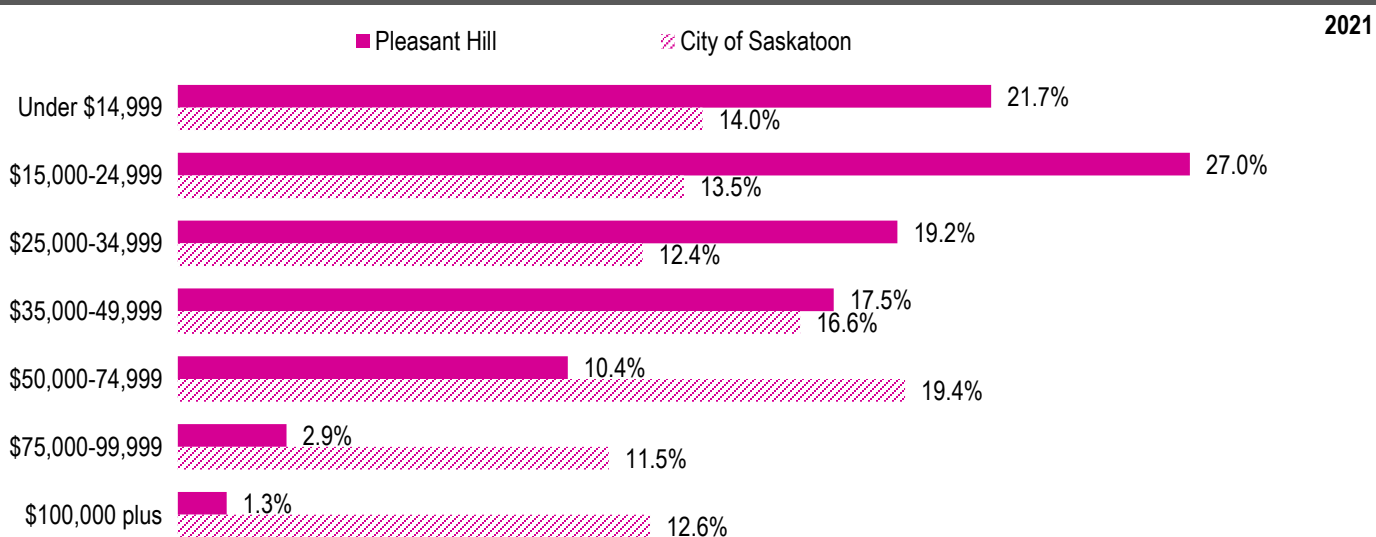
Labour Force

	2021	
	Pleasant Hill	Saskatoon
Labour Force Participation Rate	43.1%	69.7%
Economic Dependency Ratio	97.5%	19.5%
Median Total Income (personal)	\$25,470	\$43,820
Provincial Index of Median Income (base=100)	60.60	104.20
Canadian Index of Median Income (base=100)	61.20	105.20

Source: City of Saskatoon, City Clerk's office; Elections Saskatchewan; and Elections Canada

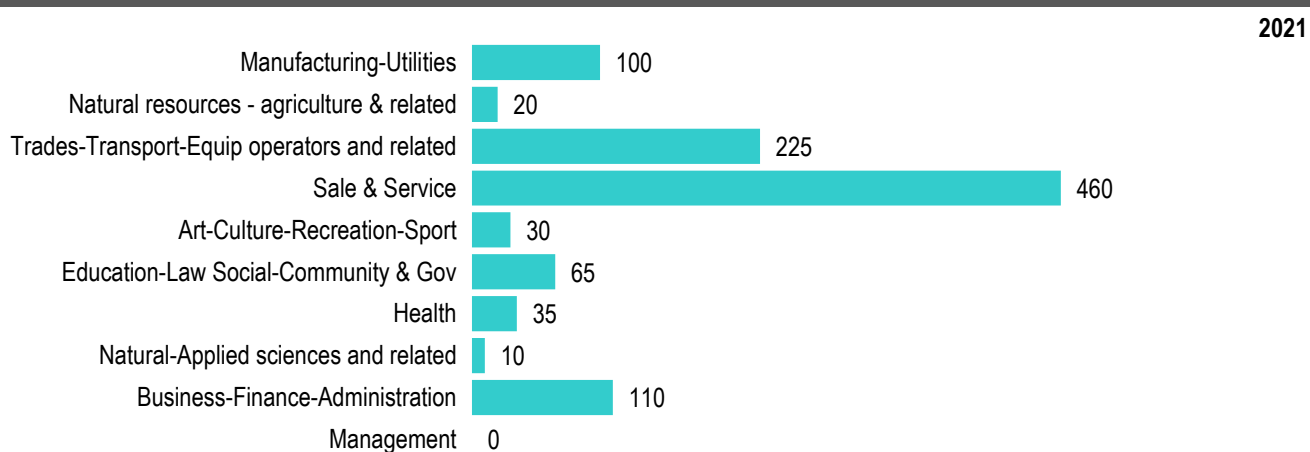
Source: Statistics Canada, Income Statistics Division, T1 Family File (T1FF) based on the final tax file, 2021

Personal Income



Source: Statistics Canada, Income Statistics Division, T1 Family File (T1FF) based on the final tax file, 2021

Major Occupation



Source: 2021 Census