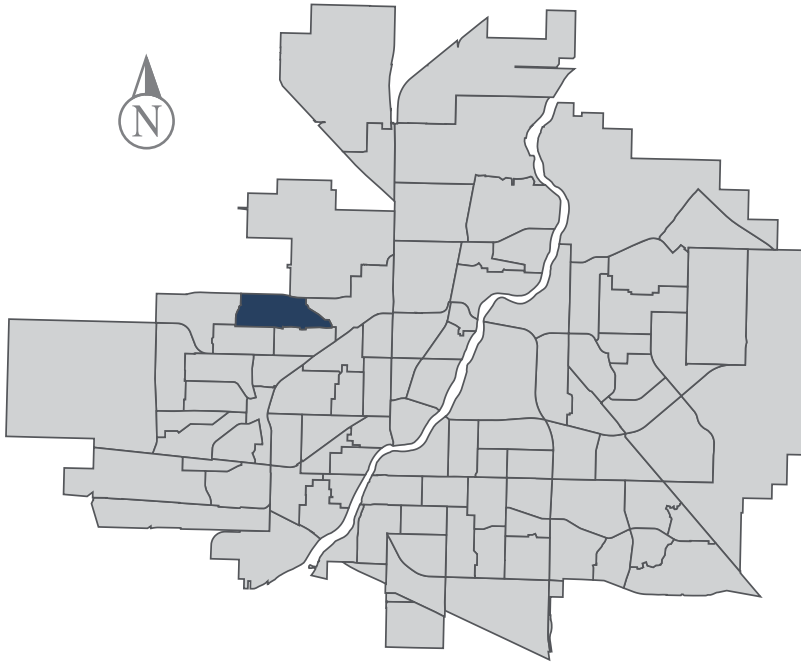


Hampton Village

MUNICIPAL WARD 4



Population
9,288



COMMUNITY QUICK FACTS



85.7%

homeownership



\$278,153

average
sale price



\$46,630

median
personal
income



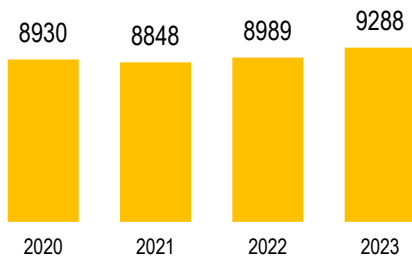
3.2

household
size



HAMPTON VILLAGE

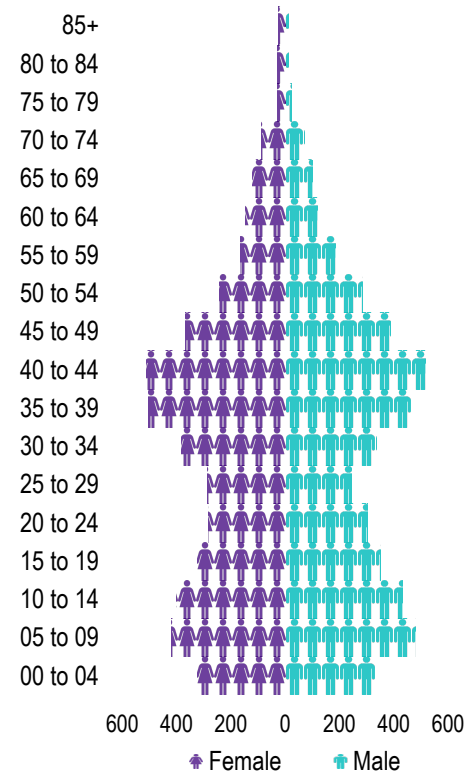
POPULATION



Source: eHealth Saskatchewan, 2023

Age Group

2023



Source: eHealth Saskatchewan, 2023

Ethnic Diversity

	2021
Hampton Village	0.71
Saskatoon	0.46

Source: 2021 Census

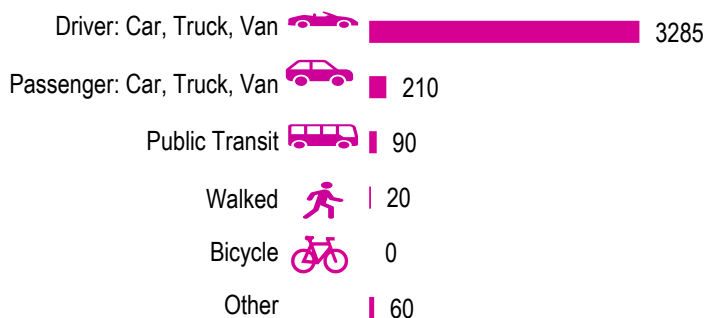
Mother Tongue

Top Languages	2021
English	5040
Tagalog (Pilipino, Filipino)	735
Punjabi (Panjabi)	415
Urdu	155
Cebuano	0
Bengali	75

Source: 2021 Census

Mode of Travel to Work

2021



Source: 2021 Census Long Form

Registered Vehicles

	2021	2022
Total (LV & PV)	6044	7098
Per Person	0.7	0.8
Saskatoon Per Person	0.8	0.9

LV - light vehicles (commercial & private) PV - private passenger vehicle

Source: SGI

Education Level

2021

No Certificate/diploma/degree	260
High school certificate or equivalent	1185
Apprentice/trades certificate/diploma	480
College/CEGEP/non-university cert./dipl.	815
University diploma or degree	210

Source: 2021 Census Long Form

Postsecondary Enrolment

	2020	2021	2022
Saskatchewan Polytechnic	103	110	114
University of Saskatchewan	251	0	295

Source: Saskatchewan Polytechnic Administrative Office and University of Saskatchewan Registrar's Office

Enrolment by School

	2020	2021	2022
P- Saskatoon Public School			
Ernest Lindner School (p)	732	749	787
St. Lorenzo Ruiz School (s)	560	583	654
S - Greater Saskatoon Catholic Schools			

Source: Saskatoon Public School Division & Greater Saskatoon Catholic Schools

Household Structure

	2021
One-family households	1640
Multiple-family households	30
Non-family households	500
Total one-parent families	255
Total households	2425
Household size	3.2

Source: 2021 Census

Age of Dwelling

	2021
Before 1960	1%
1961-1980	1%
1981-1990	0%
1991-2000	0%
2001-2005	2%
2006-2010	35%
2011-2016	54%
2016-2021	6%

Source: 2021 Census

Housing Affordability

Median Multiple	2021	2022
Saskatoon	3.98	3.81
Hampton Village	4.04	3.29

Note: Median Multiple of 3.0 & under is rated as "affordable"

Source: City of Saskatoon, Assessment & Taxation and RBC Economics Research

Housing Costs

	2021
Average Owner's Major Payments	\$2,008
Average Gross Rent	\$1,480

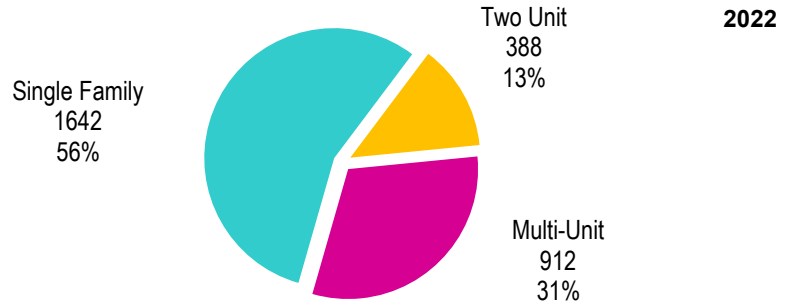
Source: 2021 Census

Housing by Tenure

	2021
Rented	14%
Owned	86%

Source: 2021 Census

Dwelling Unit Count



Total Dwellings	2942	
Neighbourhood Area	193.0 hectares	477.0 acres
Dwelling Units per Area	15.2 per hectare	6.2 per acre

Source: City of Saskatoon, Planning & Development

Real Estate Sales

2022	No. of Sales	Average Price
Condo Townhouse	15	\$ 204,293
High Rise Apt Condo	0	\$ -
Low Rise Apt Condo	26	\$ 199,773
Semi-detached	0	\$ -
Semi-detached - two titles	0	\$ -
Single Family Dwelling	97	\$ 430,394

Source: City of Saskatoon, Assessment & Taxation

Park Space

2022	Hectares	Acres
Total Park Area	23.6	58.3
Population per Park Area	393.7	159.3

Park Type: N - Neighbourhood D - District MD - Multi-district
SU - Special Use I - Industrial

Al Anderson	N	7.7	19.1
Anita Langford	N	6.0	14.9
C Jack MacKenzie	N	1.3	3.2
Draggins Car Club	N	5.5	13.5
Hampton Village Square	SU	0.5	1.2
Paul Mostoway	N	1.6	4.0
Rendall	N	0.3	0.7
Rik Sternberg	N	0.7	1.7

Source: City of Saskatoon, Planning & Development

HAMPTON VILLAGE

Voter Turn-out (%)

Provincial	2007	73%
Federal	2008	40%
Civic	2009	36%
Federal	2011	70%
Provincial	2011	43%
Civic	2012	54%
Federal	2015	67%
Provincial	2016	36%
Civic	2016	29%
Federal	2019	59%
Provincial	2020	50%
Civic	2020	19%

Licensed Home-Based Businesses

	2021	2022
Saskatoon	5353	5293
Hampton Village	210	208

Source: City of Saskatoon, Business License Program

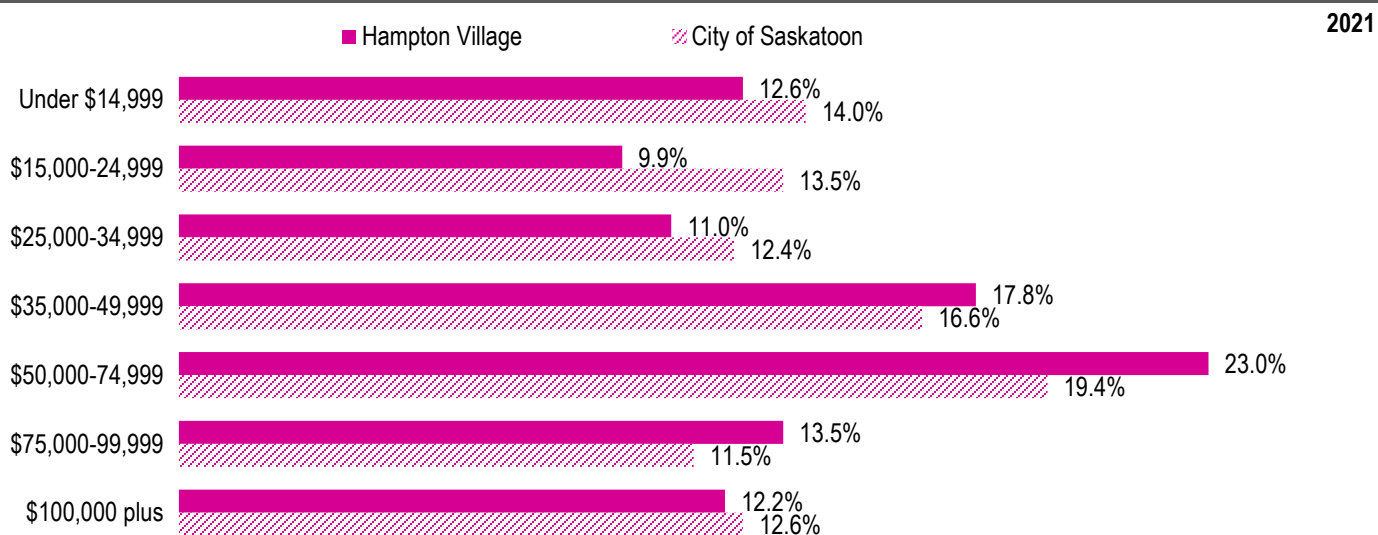
Labour Force

	Hampton Village	Saskatoon
Labour Force Participation Rate	82.7%	69.7%
Economic Dependency Ratio	11.5%	19.5%
Median Total Income (personal)	\$48,800	\$43,820
Provincial Index of Median Income (base=100)	116.00	104.20
Canadian Index of Median Income (base=100)	117.20	105.20

Source: City of Saskatoon, City Clerk's office; Elections Saskatchewan; and Elections Canada

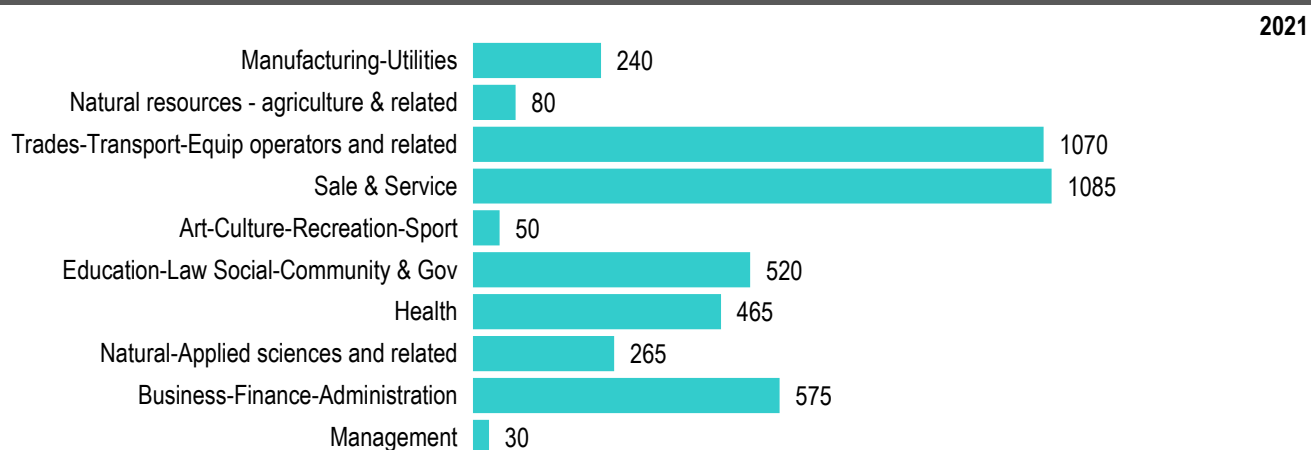
Source: Statistics Canada, Income Statistics Division, T1 Family File (T1FF) based on the final tax file, 2021

Personal Income



Source: Statistics Canada, Income Statistics Division, T1 Family File (T1FF) based on the final tax file, 2021

Major Occupation



Source: 2021 Census