

City of Saskatoon

 Population
302,426

COMMUNITY QUICK FACTS



65.0%

homeownership



\$322,107

average
sale price



\$42,170

median
personal
income

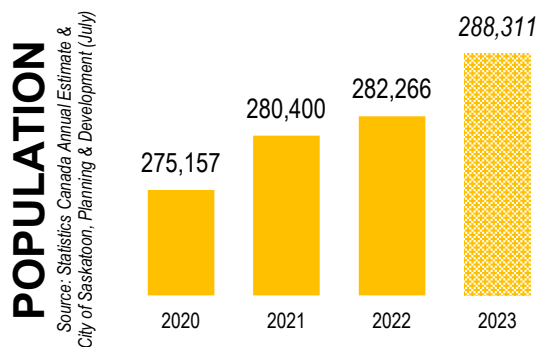


2.5

household
size



SASKATOON



Age Group



Source: eHealth Saskatchewan, 2023

Ethnic Diversity

* Higher number indicates greater diversity **2021**
 Saskatoon 0.46

Source: 2021 Census

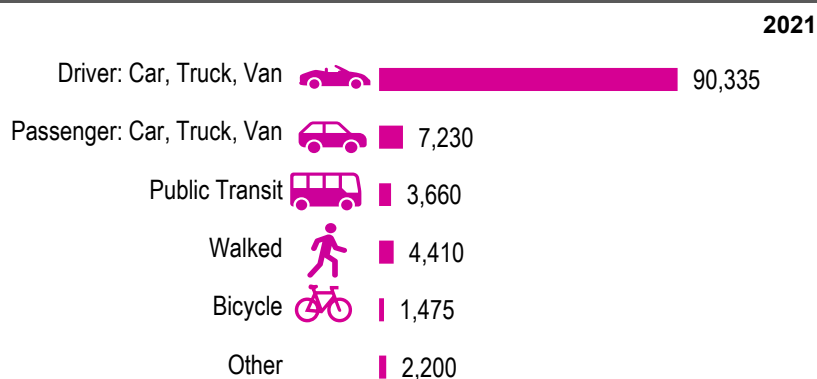
Mother Tongue

Top Languages 2021

English	198,065
Tagalog (Pilipino, Filipino)	7,640
Mandarin	5,075
Urdu	3,305
French	3,050

Source: 2021 Census

Mode of Travel to Work



Source: 2021 Census

Registered Vehicles

	2021	2022
Total (LV & PV)	236,547	270,348
Per Person	0.8	0.9

LV - light vehicles (commercial & private) PV - private passenger vehicle

Source: SGI

Education Level

2021

No Certificate/diploma/degree	10,100
High school certificate or equivalent	36,040
Apprentice/trades certificate/diploma	12,310
College/CEGEP/non-university cert./dipl.	25,265
University diploma or degree	6,555

Source: 2021 Census

Postsecondary Enrolment

	2020	2021	2022
Saskatchewan Polytechnic	3568	3035	3677
University of Saskatchewan	13521	13631	12852

Source: Saskatchewan Polytechnic Administrative Office and University of Saskatchewan Registrar's Office

Enrolment by School

	2020	2021	2022
Saskatoon Public Schools	25,742	26,256	27,258
Greater Saskatoon Catholic Schools	18,693	18,291	20,499

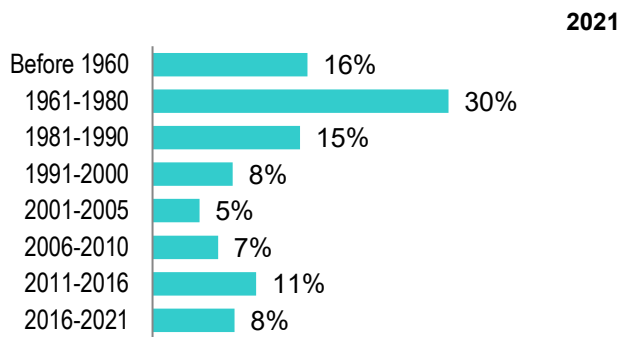
Source: Saskatoon Public School Division & Greater Saskatoon Catholic Schools

Household Structure

	2021
One-family households	76,065
Multiple-family households	645
Non-family households	41,765
Total lone-parent families	13,510
Total households	125,100
Estimated household size	2.5

Source: 2021 Census

Age of Dwelling



Source: 2021 Census

Housing Affordability

Median Multiple	2021	2022
Saskatoon	3.98	3.81

Note: Median Multiple of 3.0 & under is rated as "affordable"

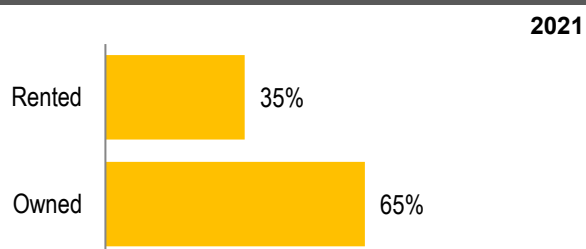
Source: City of Saskatoon, Assessment & Taxation and RBC Economics Research

Housing Costs

	2021
Average Owner's Major Payments	\$1,532
Average Gross Rent	\$1,212

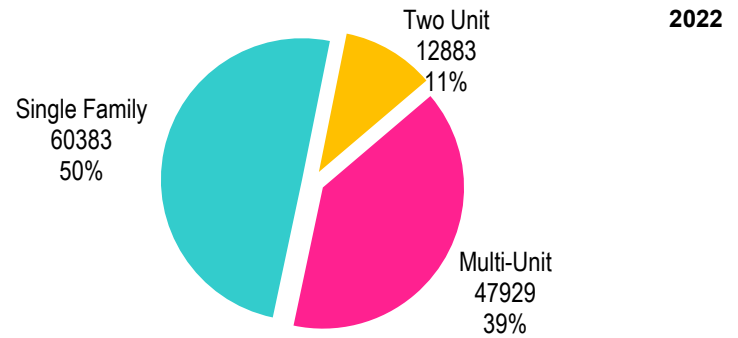
Source: 2021 Census

Housing by Tenure



Source: 2021 Census

Dwelling Unit Count



Total Dwellings 121,195

Total Area 10,057.6 hectares 24,853.3 acres

Dwelling Units per Area 12.1 per hectare 4.9 per acre

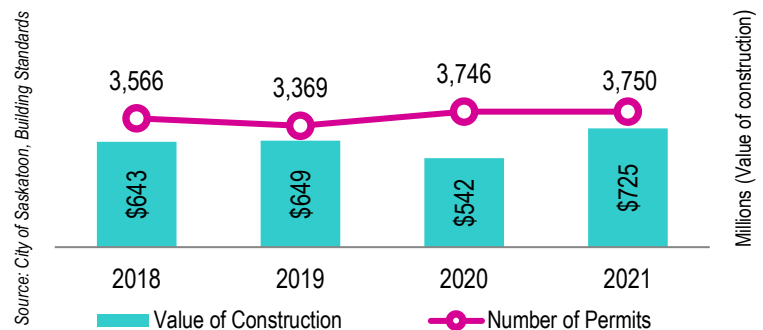
Source: City of Saskatoon, Planning & Development

Real Estate Sales

2022	No. of Sales	Average Price
Condo Townhouse	214	\$246,616
High Rise Apt Condo	51	\$346,693
Low Rise Apt Condo	874	\$209,707
Semi-detached	51	\$352,717
Semi-detached - two titles	192	\$351,979
Single Family Dwelling	3,692	\$424,929

Source: City of Saskatoon, Assessment & Taxation

Building Permits



Source: City of Saskatoon, Building Standards

Park Space

2021	Hectares	Acres
Total Park Area	1,103.8	2,727.6
Population per Park Area	272	110
Park Type		
District	196.6	485.7
Industrial	5.2	12.9
Multi-District	77.3	190.9
Neighbourhood	506.2	1250.8
Special Use	318.6	787.2

Source: City of Saskatoon, Planning & Development

SASKATOON

Voter Turn-out (%)

Provincial	2007	82%
Federal	2008	58%
Civic	2009	27%
Federal	2011	54%
Provincial	2011	67%
Civic	2012	37%
Federal	2015	74%
Provincial	2016	56%
Civic	2016	40%
Federal	2019	72%
Provincial	2020	55%
Civic	2020	27%

Source: City of Saskatoon, City Clerk's office; Elections Saskatchewan; and Elections Canada

Licensed Home-Based Businesses

	2021	2022
Saskatoon	5353	5293

Source: City of Saskatoon, Business License Program

Labour Force

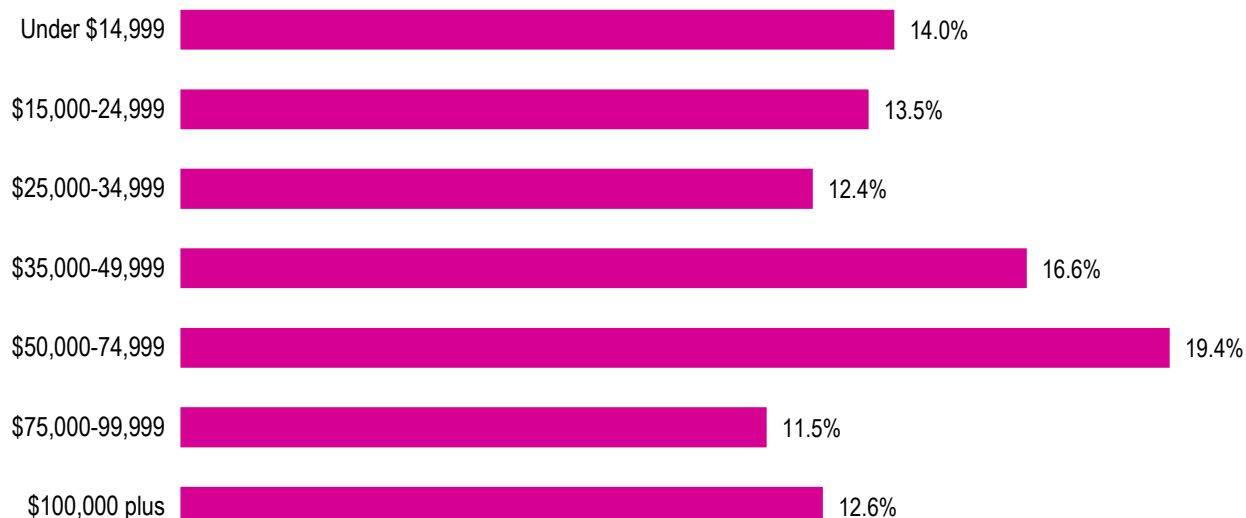
	2021
Labour Force Participation Rate	69.7%
Economic Dependency Ratio	19.5%
Median Total Income (personal)	\$43,820
Provincial Index of Median Income (base=100)	104.20
Canadian Index of Median Income (base=100)	105.20

Source: Statistics Canada, Income Statistics Division, T1 Family File (T1FF) based on the final tax file, 2021

Personal Income

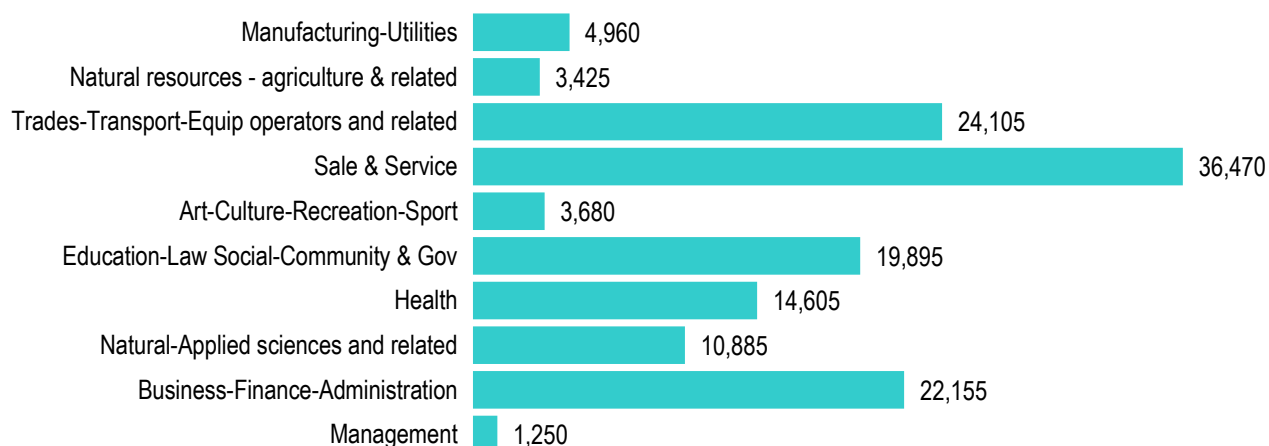
■ City of Saskatoon

2021



Source: Statistics Canada, Income Statistics Division, T1 Family File (T1FF) based on the final tax file, 2021

Major Occupation



Source: 2021 Census