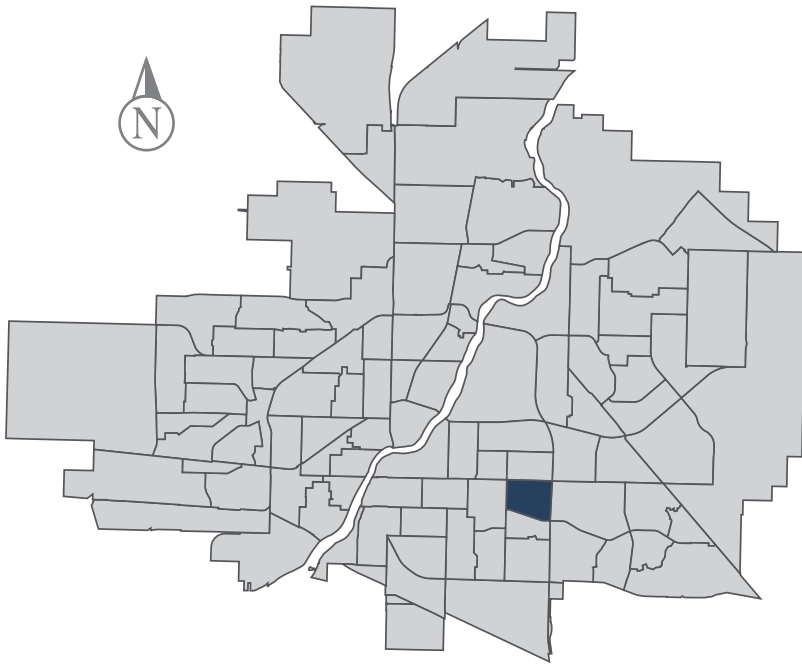


# Brevoort Park

## MUNICIPAL WARD 6



Population  
4,163



## COMMUNITY QUICK FACTS



53.5%

homeownership



\$303,026

average  
sale price



\$35,900

median  
personal  
income

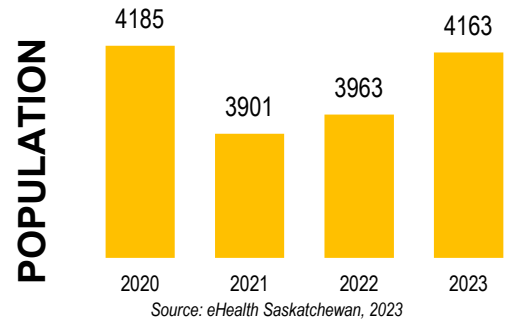


2.5

household  
size



# BREVOORT PARK



## Age Group



## Ethnic Diversity

| Location      | 2021 |
|---------------|------|
| Brevoort Park | 0.63 |
| Saskatoon     | 0.46 |

\* Higher number indicates greater diversity

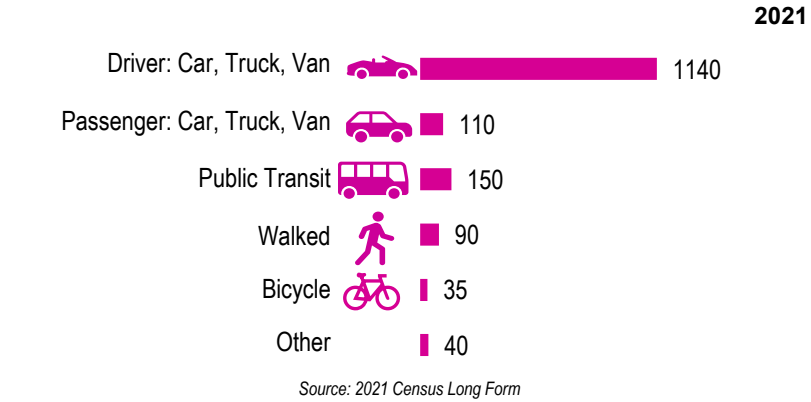
Source: 2021 Census

## Mother Tongue

| Top Languages                | 2021 |
|------------------------------|------|
| English                      | 2415 |
| French                       | 125  |
| Mandarin                     | 100  |
| Tagalog (Pilipino, Filipino) | 50   |
| Gujarati                     | 30   |
| Ukrainian                    | 40   |
| Urdu                         | 0    |

Source: 2021 Census

## Mode of Travel to Work



## Registered Vehicles

|                      | 2021 | 2022 |
|----------------------|------|------|
| Total (LV & PV)      | 3401 | 3605 |
| Per Person           | 0.9  | 0.9  |
| Saskatoon Per Person | 0.8  | 0.9  |

LV - light vehicles (commercial & private) PV - private passenger vehicle

Source: SGI

## Education Level

|  | 2021 |
|--|------|
| No Certificate/diploma/degree            | 80   |
| High school certificate or equivalent    | 530  |
| Apprentice/trades certificate/diploma    | 115  |
| College/CEGEP/non-university cert./dipl. | 300  |
| University diploma or degree             | 95   |

Source: 2021 Census Long Form

## Postsecondary Enrolment

|                            | 2020 | 2021 | 2022 |
|----------------------------|------|------|------|
| Saskatchewan Polytechnic   | 68   | 60   | 64   |
| University of Saskatchewan | 290  | 251  | 227  |

Source: Saskatchewan Polytechnic Administrative Office and University of Saskatchewan Registrar's Office

## Enrolment by School

|                          | P - Saskatoon Public School |      |      | S - Greater Saskatoon Catholic Schools |      |      |
|--------------------------|-----------------------------|------|------|--|------|------|
|                          | 2020                        | 2021 | 2022 | 2020                                   | 2021 | 2022 |
| Brevoort Park School (p) | 221                         | 194  | 237  |  |      |      |
| École St. Matthew (s)    | 548                         | 526  | 508  |  |      |      |

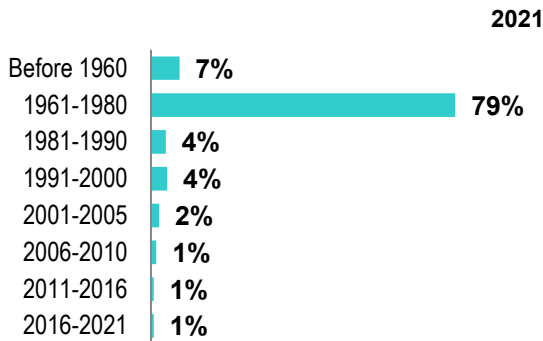
Source: Saskatoon Public School Division & Greater Saskatoon Catholic Schools

## Household Structure

|                            | 2021 |
|----------------------------|------|
| One-family households      | 815  |
| Multiple-family households | 5    |
| Non-family households      | 490  |
| Total one-parent families  | 150  |
| Total households           | 1390 |
| Household size             | 2.5  |

Source: 2021 Census

## Age of Dwelling



Source: 2021 Census

## Housing Affordability

| Median Multiple | 2021 | 2022 |
|-----------------|------|------|
| Saskatoon       | 3.98 | 3.81 |
| Brevoort Park   | 4.21 | 3.58 |

Note: Median Multiple of 3.0 & under is rated as "affordable"

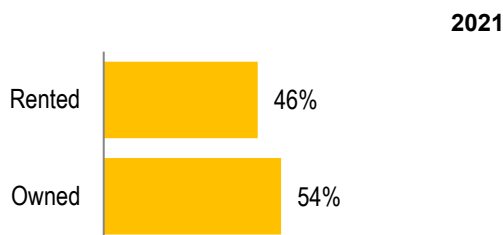
Source: City of Saskatoon, Assessment & Taxation and RBC Economics Research

## Housing Costs

|                                | 2021    |
|--------------------------------|---------|
| Average Owner's Major Payments | \$1,400 |
| Average Gross Rent             | \$1,072 |

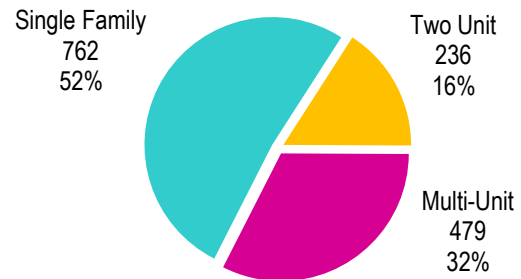
Source: 2021 Census

## Housing by Tenure



Source: 2021 Census

## Dwelling Unit Count



|                         |                                 |
|-------------------------|---------------------------------|
| Total Dwellings         | 1477                            |
| Neighbourhood Area      | 122.2 hectares / 302.0 acres    |
| Dwelling Units per Area | 12.1 per hectare / 4.9 per acre |

Source: City of Saskatoon, Planning & Development

## Real Estate Sales

| 2022                       | No. of Sales | Average Price |
|----------------------------|--------------|---------------|
| Condo Townhouse            | 0            | \$ -          |
| High Rise Apt Condo        | 0            | \$ -          |
| Low Rise Apt Condo         | 10           | \$ 126,577    |
| Semi-detached              | 4            | \$ 290,625    |
| Semi-detached - two titles | 5            | \$ 414,280    |
| Single Family Dwelling     | 41           | \$ 380,621    |

Source: City of Saskatoon, Assessment & Taxation

## Park Space

| 2022                     | Hectares | Acres |
|--------------------------|----------|-------|
| Total Park Area          | 7.8      | 19.3  |
| Population per Park Area | 534.3    | 216.2 |

Park Type: N - Neighbourhood D - District MD - Multi-district  
SU - Special Use I - Industrial

|                     |   |     |      |
|---------------------|---|-----|------|
| Brevoort Park North | N | 6.3 | 15.6 |
| Brevoort Park South | D | 1.5 | 3.6  |

Source: City of Saskatoon, Planning & Development

# BREVOORT PARK

## Voter Turn-out (%)

|            |      |     |
|------------|------|-----|
| Provincial | 2007 | 71% |
| Federal    | 2008 | 54% |
| Civic      | 2009 | 32% |
| Federal    | 2011 | 55% |
| Provincial | 2011 | 57% |
| Civic      | 2012 | 32% |
| Federal    | 2015 | 67% |
| Provincial | 2016 | 37% |
| Civic      | 2016 | 29% |
| Federal    | 2019 | 69% |
| Provincial | 2020 | 63% |
| Civic      | 2020 | 31% |

Source: City of Saskatoon, City Clerk's office; Elections Saskatchewan; and Elections Canada

## Licensed Home-Based Businesses

|               | 2021 | 2022 |
|---------------|------|------|
| Saskatoon     | 5353 | 5293 |
| Brevoort Park | 78   | 70   |

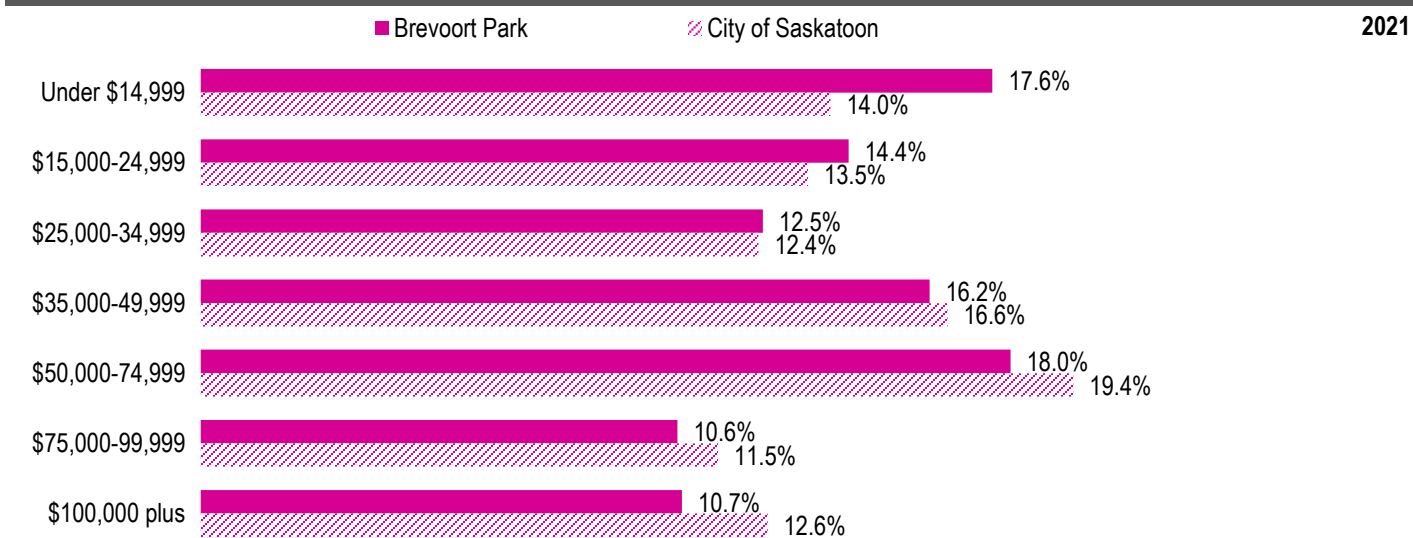
Source: City of Saskatoon, Business License Program

## Labour Force

|  | 2021          |           |
|--|---------------|-----------|
|  | Brevoort Park | Saskatoon |
| Labour Force Participation Rate              | 70.1%         | 69.7%     |
| Economic Dependency Ratio                    | 19.8%         | 19.5%     |
| Median Total Income (personal)               | \$39,660      | \$43,820  |
| Provincial Index of Median Income (base=100) | 94.30         | 104.20    |
| Canadian Index of Median Income (base=100)   | 95.20         | 105.20    |

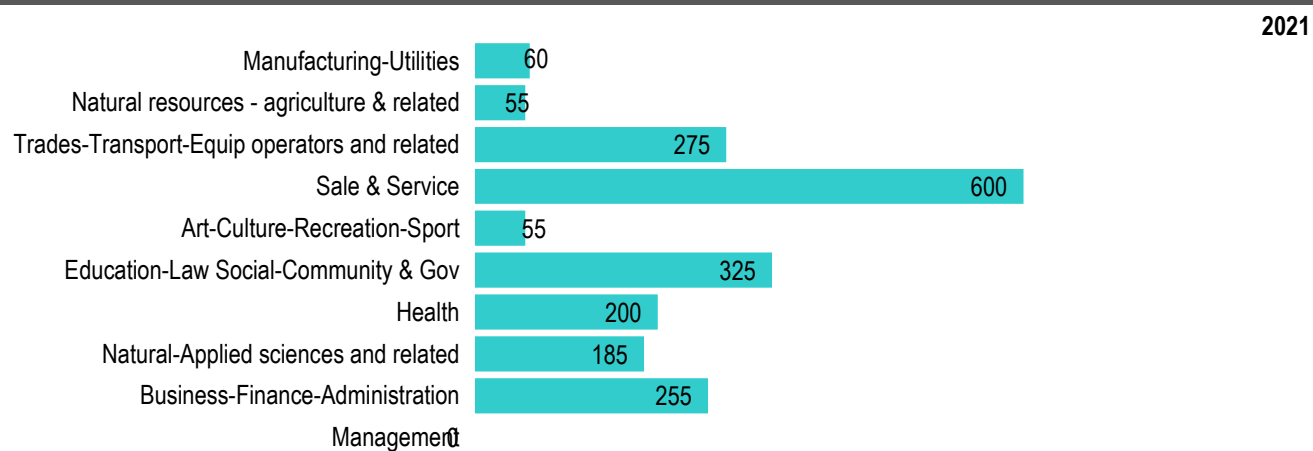
Source: Statistics Canada, Income Statistics Division, T1 Family File (T1FF) based on the final tax file, 2021

## Personal Income



Source: Statistics Canada, Income Statistics Division, T1 Family File (T1FF) based on the final tax file, 2021

## Major Occupation



Source: 2021 Census