


**POLICE**  
**21.95%**



Police Services	21.95%
-----------------	--------

**TRANSPORTATION**  
**16.25%**



Road Maintenance	8.95%
Snow & Ice Management	2.73%
Transportation Services	1.43%
Bridges & Structures	1.43%
Street Cleaning & Sweeping	0.76%
Parking	0.64%
Engineering	0.17%
Impound Lot	0.08%

**CORPORATE SUPPORT**  
**10.35%**



Information Tech	3.04%
Other Corporate Support*	1.48%
Corporate Expenditures**	1.47%
Human Resources	1.13%
Assessment & Taxation	0.63%
City Clerk's Office	0.63%
Financial Services	0.60%
City Solicitor's Office	0.42%
Revenue Services	0.36%
Office of the Mayor and Councillors	0.29%
Service Saskatoon	0.18%
City Manager's Office	0.12%

**TRANSIT**  
**9.85%**




Access Transit	1.13%
Transit Operations	8.72%

**FIRE**  
**9.78%**



Fire Services	8.88%
Community Risk Reduction	0.66%
Emergency Management	0.24%

**RECREATION**  
**7.29%**



Leisure Centres - Program	1.93%
Leisure Centres - Rentals	1.87%
Golf Courses	0.73%
Forestry Farm Park & Zoo	0.54%
Indoor Rinks	0.46%
Outdoor Sport Fields	0.26%
Outdoor Pools	0.24%
Rec - River Landing	0.23%
River Landing	0.18%
Community Partnerships	0.18%
Playground & Recreation areas	0.17%
Nutrien Playland	0.11%
Gordon Howe Campground	0.10%
Targeted Programming	0.10%
Marketing Services	0.08%
Albert Community Centre	0.05%
Program Research & Design	0.03%
Spectator Ballfields	0.03%

**OTHER**  
**6.93%**



Facilities Management	2.61%
Saskatoon Land	1.44%
Street Lighting	1.26%
Fines and Penalties	0.90%
Animal Services	0.36%
Cemeteries	0.27%
Property Levy	0.10%
City Accommodation	0.01%
Fleet Services	0.00%
General Revenue	-0.02%

**PLANNING & COMMUNITY DEVELOPMENT**  
**5.60%**



Community Investments & Support	2.05%
Community Development	0.65%
Attainable Housing	0.15%
Building & Plumbing Permits & Standards	1.12%
Development Review	0.36%
Urban Design	0.33%
Licenses & Permits	0.25%
Bylaw Compliance	0.14%
Neighbourhood Planning	0.13%
Regional Planning	0.11%
Planning Project Services	0.10%
Research & Mapping	0.09%
Long Range Planning	0.07%
Business Improvement Districts	0.05%

**DEBT SERVICING**  
**4.11%**



Debt Servicing	4.11%
----------------	-------

**PARKS**  
**4.04%**



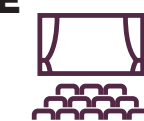
Parks Maintenance & Design	3.14%
Urban Forestry	0.73%
Urban Biological Services	0.17%

**GARBAGE & WASTE REDUCTION**  
**2.39%**



Waste Handling Service	1.83%
Sustainability	0.39%
Waste Reduction	0.17%

**ARTS, CULTURE AND EVENT VENUES**  
**1.52%**



Remai Modern Art Gallery	1.15%
TCU Place	0.27%
SaskTel Centre	0.10%

\*Other Corp Support includes: Supply Chain, Indigenous Initiatives, Community and Public Engagement, Organization Strategy, Reconciliation and Equity Div Inclusion  
\*\*Corporate Expenditures includes: Audit, Gen Payroll Expenses & Banking Services