


**Every drop
counts -
let's be water wise
together!**



Low-Water Gardening


















Using Native Plants and Rainwater

Did you know: Saskatoon's water use doubles in the summer from outdoor water use like watering lawns?

Did you know: Most plants that are native to Saskatchewan use less water than grass once they are planted.

Native Species Bingo

See if you can get a line, two lines, outline, or full card from looking at the species around your neighbourhood!

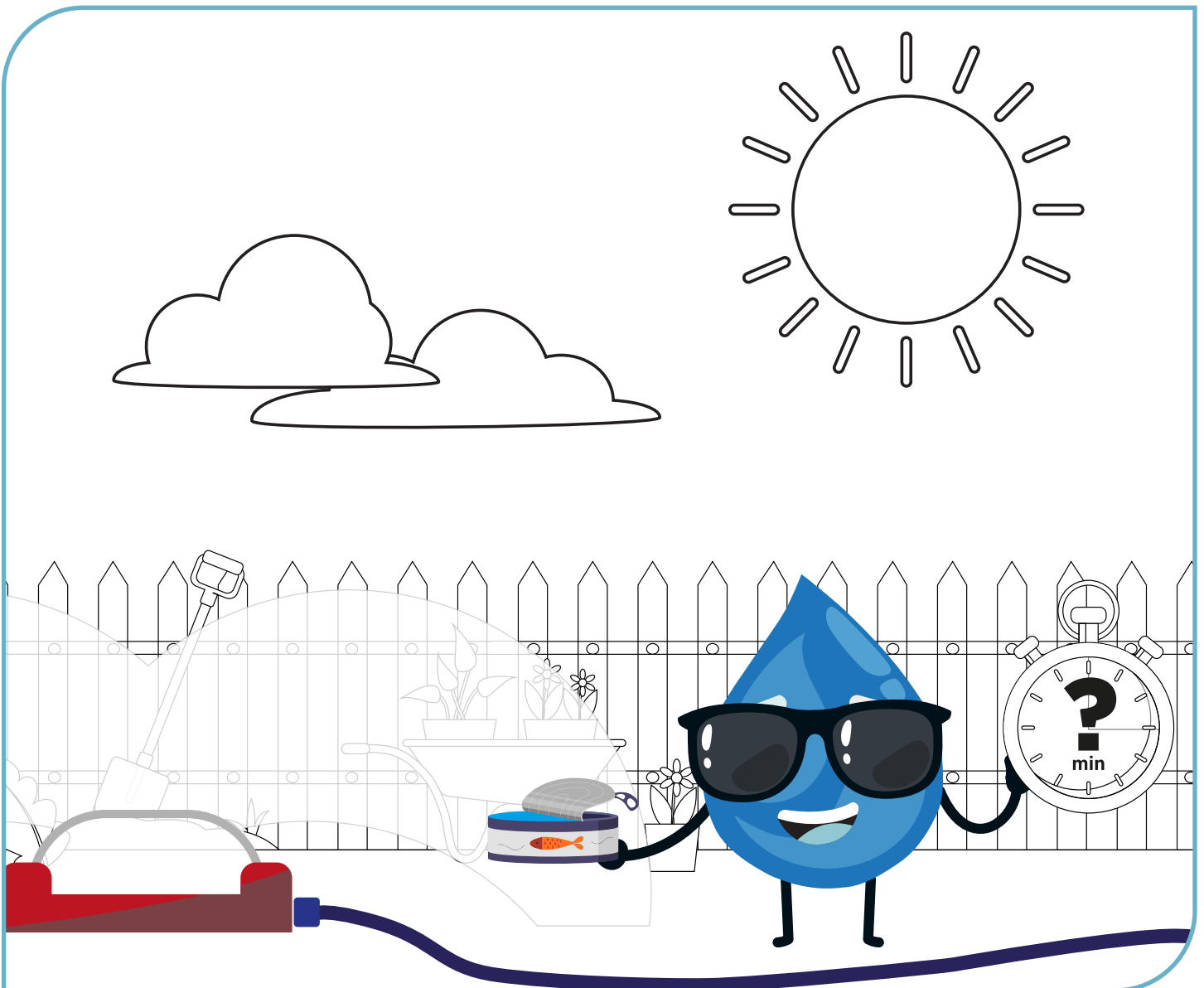
				
Lindley's Aster	Many-Flowered Aster	Smooth Aster	Slender Beardtongue	Purple Prairie Clover
				
Blazingstar	Blanket Flower	Long-Fruited Anemone	Canada Goldenrod	Black-eyed Susan
		FREE SPACE		
Prairie Crocus	Prairie Coneflower		Northern Bedstraw	Harebell
				
Western Red Lily	Bergamot	Yarrow	Wild Blue Flax	Prairie Sage

TOP TIP: WATERING YOUR LAWN

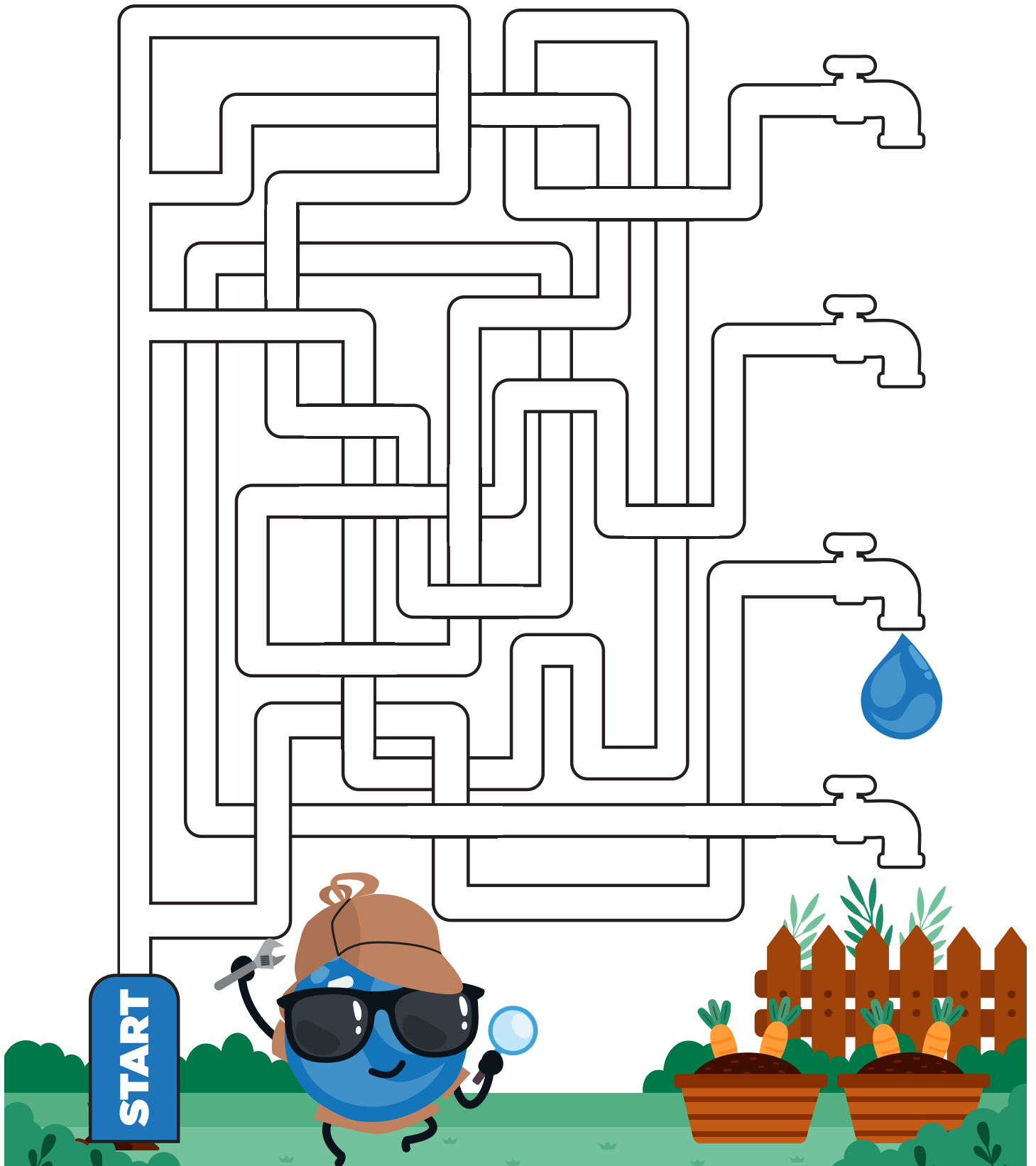
Your lawn needs approximately 1-1.5 inches of water each week - this is the same height as a tuna can.

How many minutes does it take to fill a tuna can in your home sprinkler zones? The tuna can test will tell you!

Start a timer and place a tuna can in every sprinkler zone. See how long it takes to fill the tuna can. Use that time as a guide to know how long to run your sprinkler each week. And remember, you don't need to water if it's been raining.



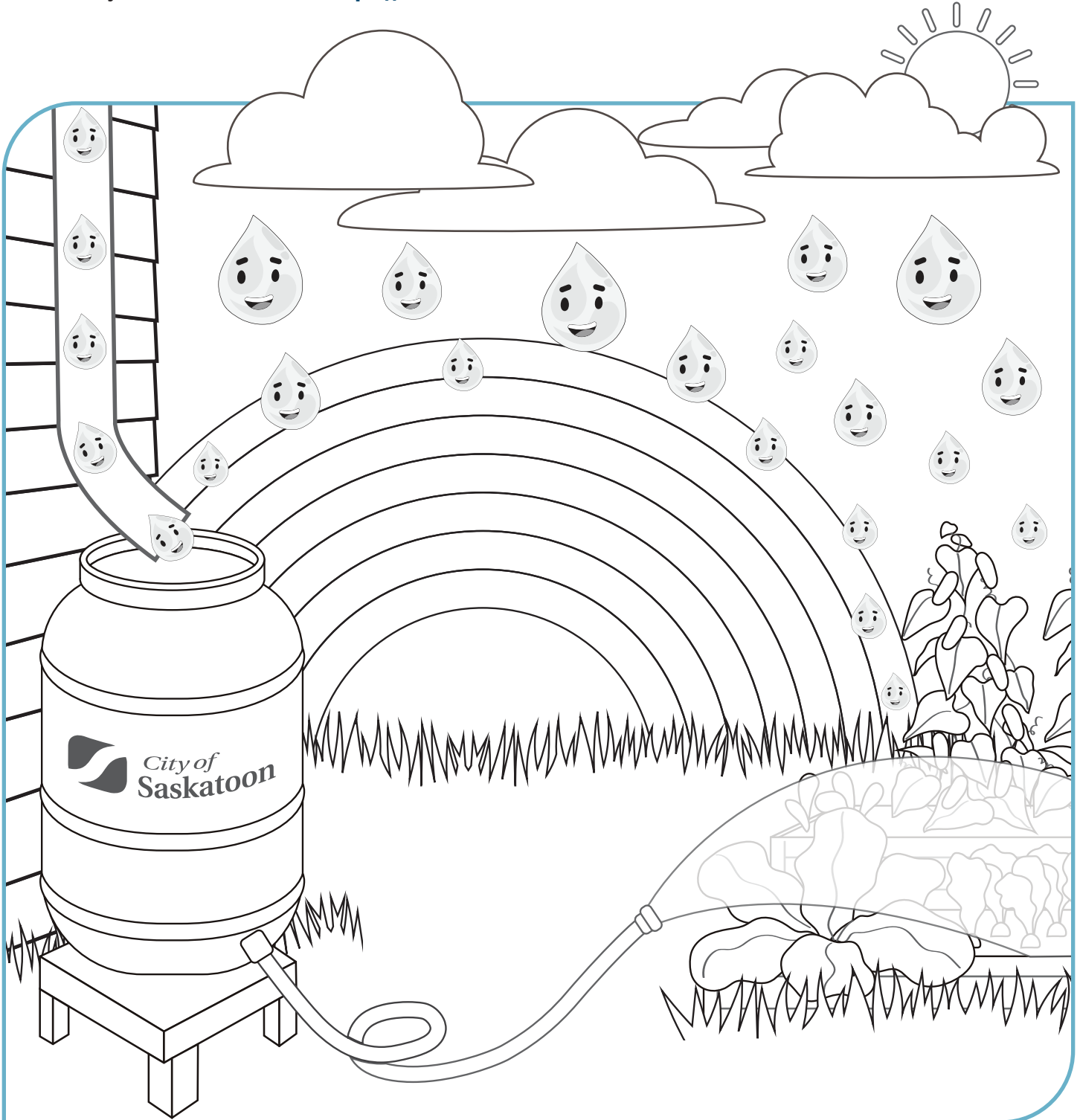
Help Splash find the leaky tap and turn it off!



TOP TIP: GET A RAIN BARREL

Rain barrels collect rainwater that you can use to water plants in your yard.

The City of Saskatoon and the Saskatchewan Waste Reduction Council work together to provide you a rebate on your rain barrel. Visit <https://www.saskwastereduction.ca> for more information.



Help Splash find the following words, hidden in the puzzle below.

E I M P O R T A N T
Z P A B K C N E E D
P E V N Z Z V D V X
O O T T I R C J A U
X P I Y E M W J S S
T L E S S I A D O E
M E N F S U A L Z R
K O N E O E X U S K
C W A T E R R B D B
M J A M S T N A L P

SAVE WATER PLANTS PEOPLE USE
IMPORTANT NEED ANIMALS
CONSERVE



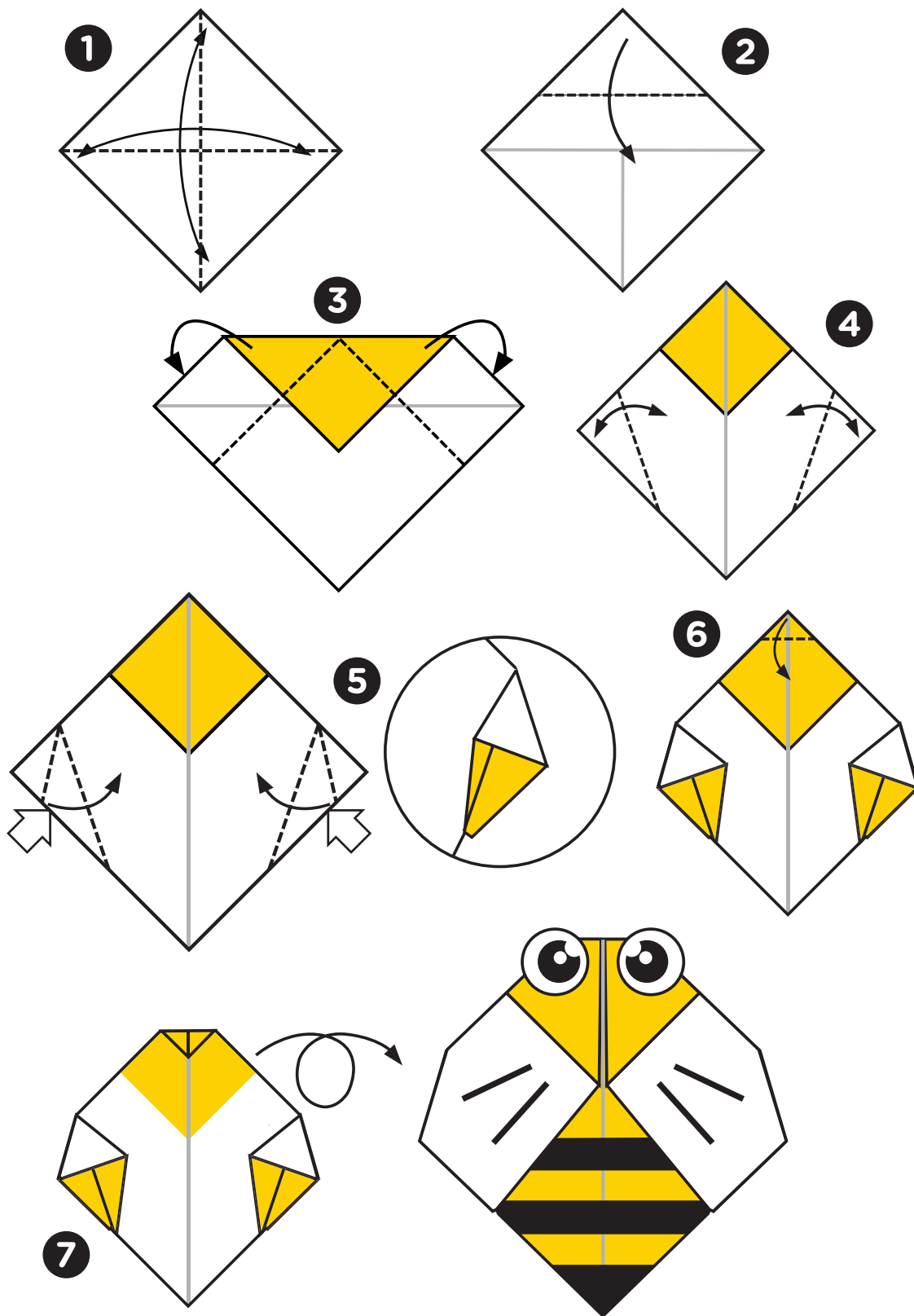
The City is saving water at spray pads.

The City is conserving water by upgrading spray pads. By changing fixtures and nozzles, we can reduce water use by 20-60% while maintaining 100% of the fun!

In 2023, we saved 6.4 million litres of water by upgrading just 2 spray pads – that's the same amount of water being used by 33 households in a year.




Make an Origami Bee



Bee Water Wise

Bees love mulch and so does Splash! Using mulch in your garden reduces evaporation and maintains cool soil for flowers and plants that feed the bees.




Blank page, back of origami


TOP TIP: SAVE AND USE GREY WATER

Grey water is collected from your sink or other kitchen appliances. For example, you can reuse the water from washing your fruits and veggies to water your plants.

You can also save water indoors by repairing leaky faucets or appliances, and washing pets outside.



Water Saving Tips



Down:

1. Use one of these when you brush your teeth
2. Water you save from washing fruits and water rinsing your dishes veggies
5. Use this to collect rain water
9. Wash these furry friends outside

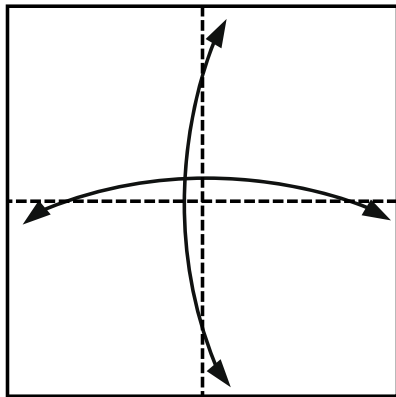
Across:

3. Scrape your plate here so you don't waste water rinsing your dishes
4. This appliance uses less water than hand washing dishes
6. Don't flush your food waste here
7. This test tells you how long you should run your sprinkler
8. The City is saving water by replacing nozzles here

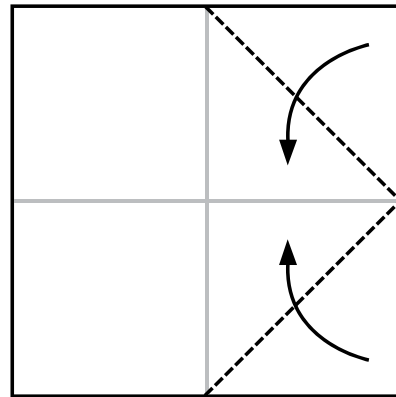


ANSWERS: Down: 1. mug 2. greywater 5. rainbarrel 9. pets
Across: 3. greencart 4. dishwasher 6. toilet 7. tunacan 8. spraypads

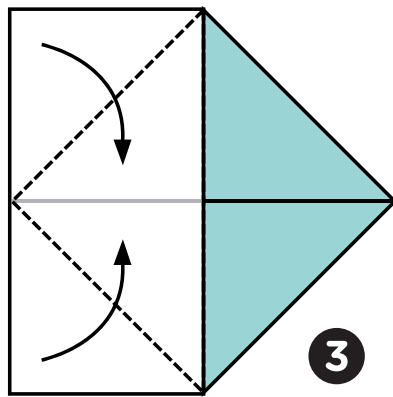
Make an Origami Pike Fish



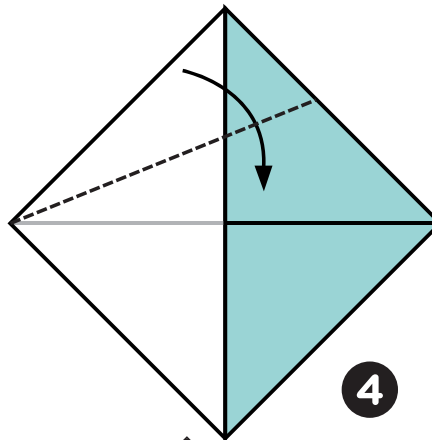
1



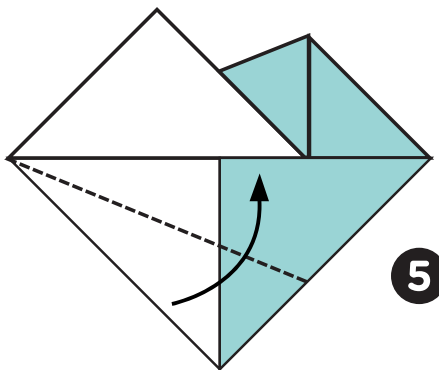
2



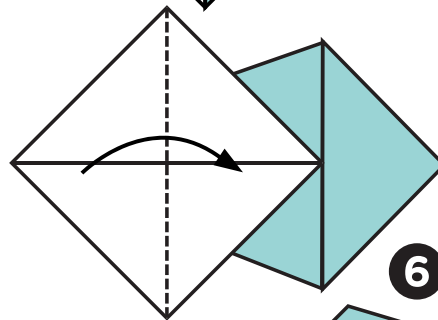
3



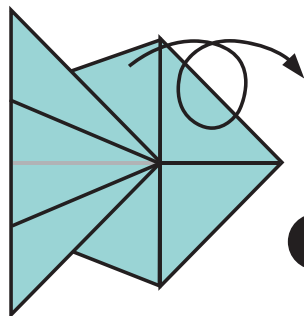
4



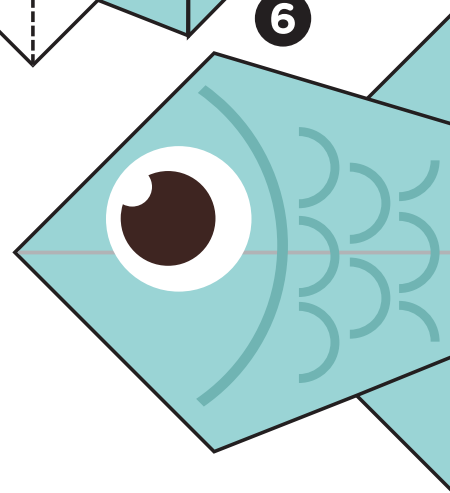
5



6





7



Save Water for the Fish

By conserving water outdoors, you are helping prevent stormwater runoff that may have pesticides from your yard. This helps the water the fish lives in stay safe and pollutant free!




Blank page, back of origami

TOP TIP: LET YOUR DISHWASHER DO THE WORK

Did you know it takes less water to run a full dishwasher than to wash dishes by hand in the sink?

Save even MORE water by scraping plates into the green cart instead of rinsing them before loading the dishwasher.




Scrape your plate before loading the dishwasher!


TOP TIP: A TOILET IS NOT A TRASH CAN

Toilets use 15-20 litres of water for every flush. For a family, that adds up to anywhere between 70-250 litres per day!

Put sauces, oils, soups, and other food waste in your green cart or in the garbage. This saves water and protects our sewer system from expensive clogs and unnecessary repairs.


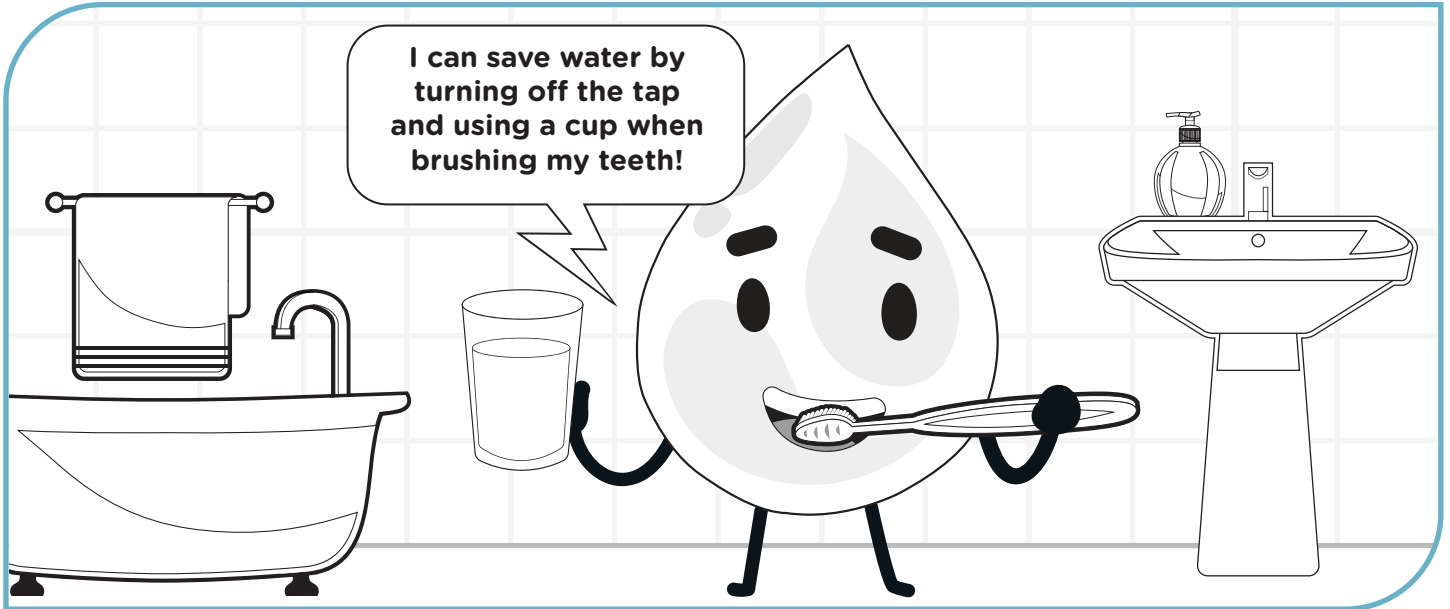


Toilets use 15-20 litres of water for every flush. For a family, that adds up to about 70 - 250 litres per day!




TOP TIP: USE A MUG AND TURN OFF THE TAP WHEN YOU BRUSH

Turning the water off while you brush can save up to 13 litres of water.



Experiment: Be a leak detective!



Have a parent help you take the top off the tank at the back of the toilet. Place a few drops of food coloring in the tank. If the color shows up in the bowl, you might need a new flapper.

Quiz Page

Question 1: What household item can you use to help measure how much water your sprinkler is using for your lawn?

Question 2: Can you name a native plant that grows in Saskatoon?

Question 3: How much water is the city saving by switching to efficient nozzles at spray pads?

Question 4: What is a good way to reuse water that has been used to wash your fruits and vegetables?

Question 5: How can you save water when brushing your teeth?



What kind of adventure will Splash have next?

Draw a cartoon about saving water.

The page contains seven empty comic book panels arranged in a grid-like fashion. The panels are: a vertical rectangle on the top left; a trapezoidal shape on the top middle; a vertical rectangle on the top right; a large trapezoidal shape on the middle left; a large trapezoidal shape on the middle right; a large trapezoidal shape on the bottom left; and a large trapezoidal shape on the bottom right.

