










# QUEEN ELIZABETH SPEED LIMIT REVIEW

## LEGEND

-  PLAYGROUND ZONE
-  SCHOOL ZONE
-  FORMER SCHOOL ZONE LIMITS
-  PARK
-  SCHOOL
-  NEIGHBOURHOOD BOUNDARY
-  EXISTING TRAFFIC SIGNAL
-  EXISTING ACTIVE PEDESTRIAN CORRIDOR SIGNAL LOCATION
-  FUTURE RECTANGULAR RAPID FLASHING BEACON LOCATION

