

How to Reserve a Drop-in Spot

To avoid disappoint, a reservation is required for select drop-in programs that have limited facility space or program equipment. Program reservations can be made online or by calling any Leisure Centre up to 2 days in advance. **New programs open at 7:00 a.m.**


NOTE: You must be logged into your Leisure Online account to reserve a spot. If you do not have a Leisure Online account, you can set one up at any time at saskatoon.ca/leisureonline. This is the same account used for registered programs.

- 1 Go to saskatoon.ca/leisureonline

You will be required to log in to Leisure Online in order to reserve a spot.

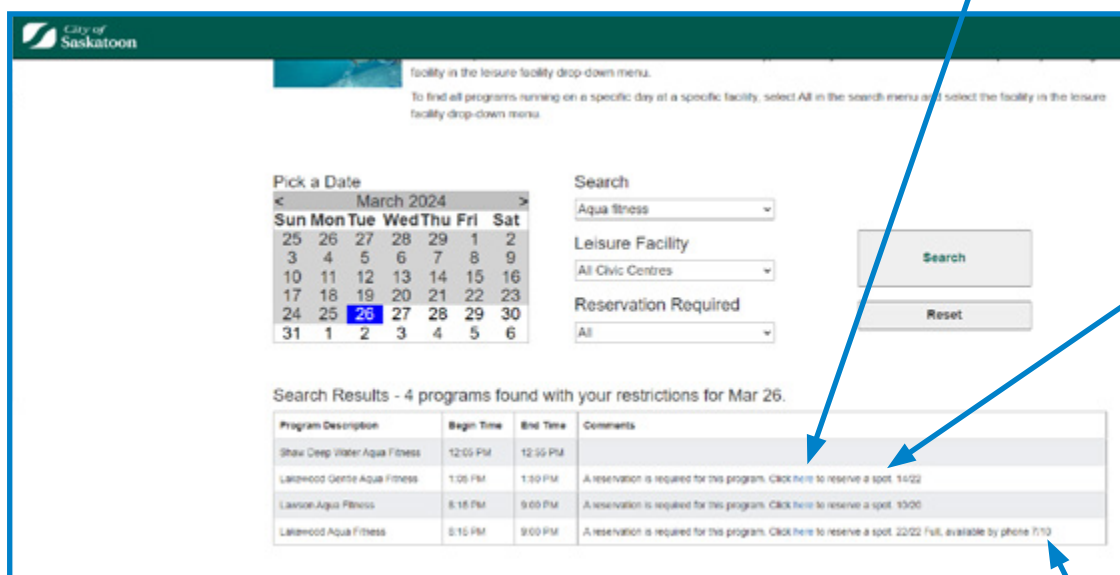
- 2 Click on the *Drop-in Programs* link located in the green bar at the top of the screen or in the photo block in the bottom right corner.

Note: Both links will take you to the same place.



Choose one of these options to access Drop-in Programs.

- 3 If a program requires a reservation, it will be noted in the comment field. Click on link.



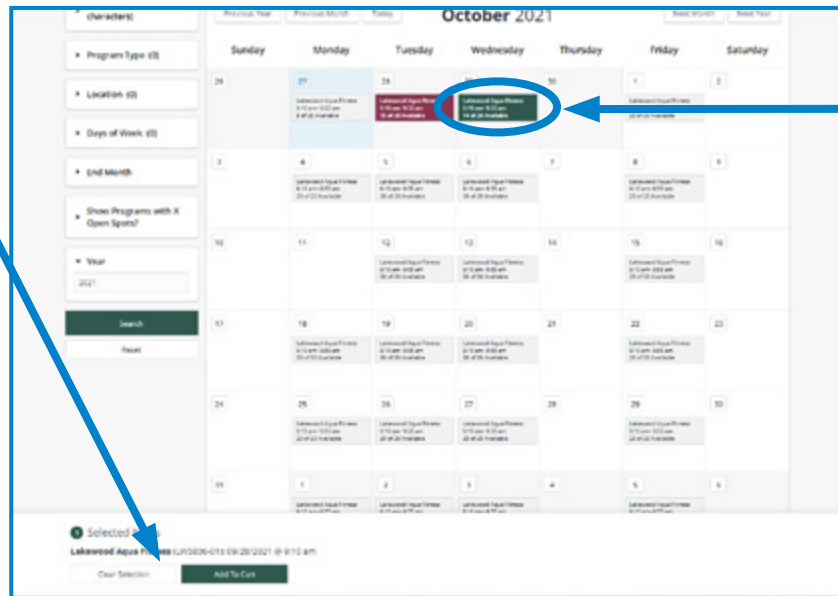
It will be noted if a program requires a reservation.

The numbers at the end of the comment field indicate the class capacity and number of spots that have already been filled. E.g. 7 spots out of 10 are currently reserved.

4 Sessions highlighted in green are available for reservation. Sessions highlighted in grey are full or not yet available for reservation.

a. Click on the available box within the calendar for the day you wish to reserve

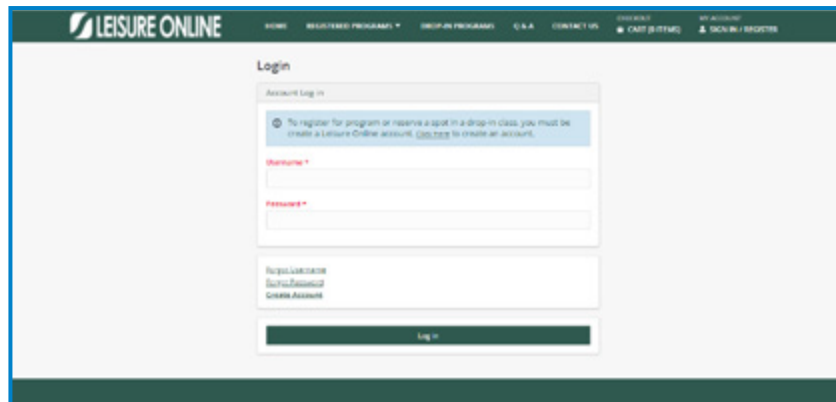
b. A shopping cart window will open at the bottom of the screen. Click **Add to Cart**.



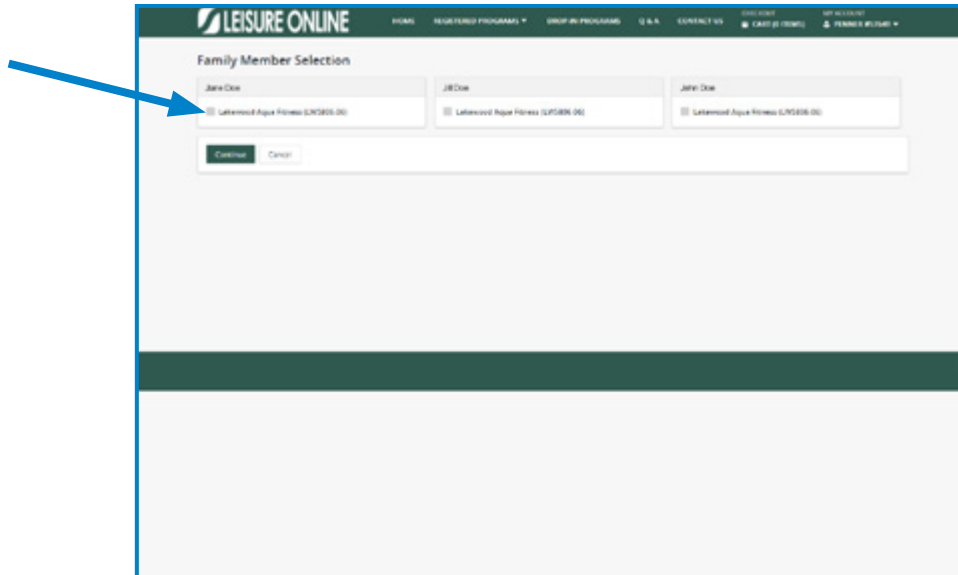
Sessions highlighted in green are available for reservation.

5 If you aren't already logged in, you will be promoted to do so at this point.

Note: Programs in your cart will not be lost while you log in.



- 6 The names of all household members linked to your Leisure Online account will appear. Check the box beside the name of the person you wish to register. Click *Continue*.



- 7 A summary of your selected class will appear. At this point you can finalize the reservation by selecting *Proceed to Checkout* or *Continue Shopping* to reserve another program. You will receive an email receipt confirming your booking.

