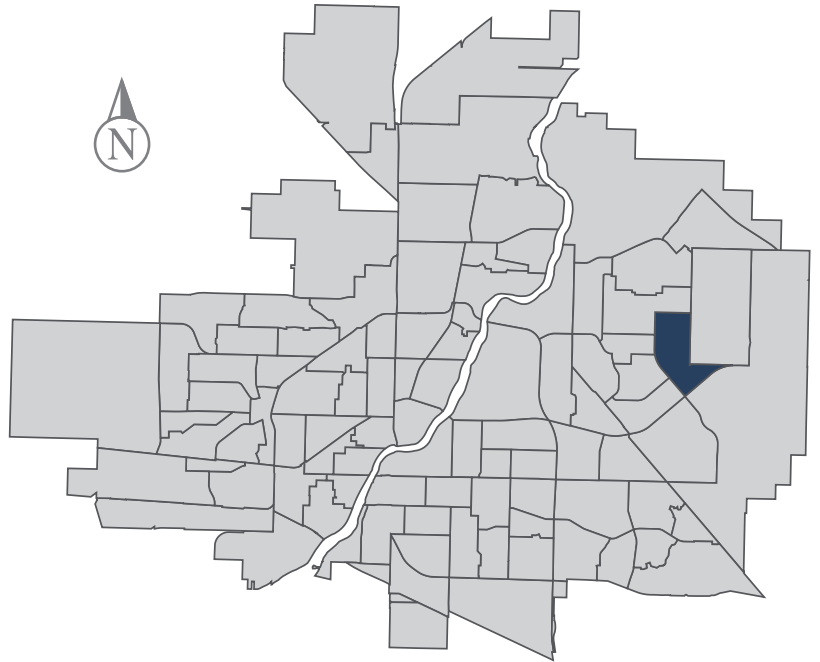


Willowgrove

MUNICIPAL WARD 10



Population
9,003



COMMUNITY QUICK FACTS



79.5%

homeownership



\$357,969

average
sale price



\$53,970

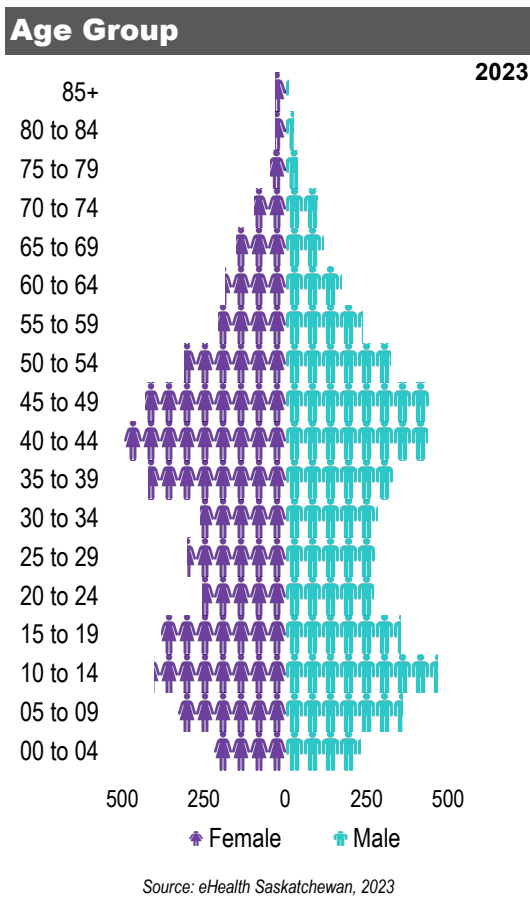
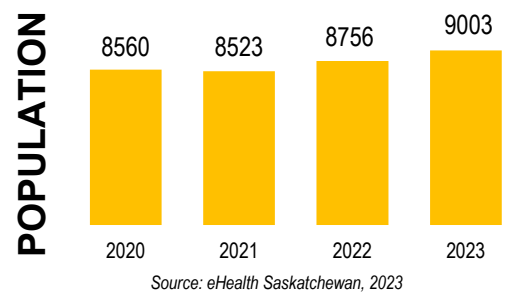
median
personal
income



2.9

household
size

WILLOWGROVE



Ethnic Diversity

* Higher number indicates greater diversity

Location	2021
Willowgrove	0.58
Saskatoon	0.46

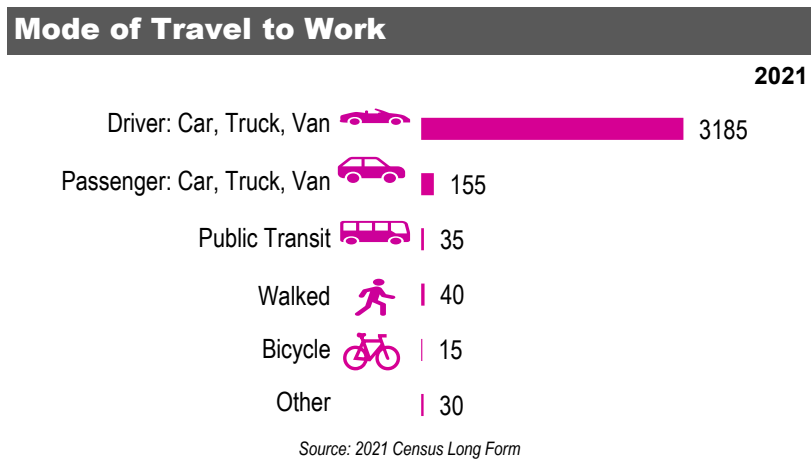
Source: 2021 Census

Mother Tongue

Top Languages

Language	2021
English	5815
Mandarin	595
Tagalog (Pilipino, Filipino)	180
Cantonese	120
French	65
Urdu	100
Punjabi (Panjabi)	145

Source: 2021 Census



Registered Vehicles

	2021	2022
Total (LV & PV)	7092	7244
Per Person	0.8	0.8
Saskatoon Per Person	0.8	0.9

LV - light vehicles (commercial & private) PV - private passenger vehicle

Source: SGI

Education Level

2021

No Certificate/diploma/degree	130
High school certificate or equivalent	820
Apprentice/trades certificate/diploma	305
College/CEGEP/non-university cert./dipl.	820
University diploma or degree	275

Source: 2021 Census Long Form

Postsecondary Enrolment

	2020	2021	2022
Saskatchewan Polytechnic	94	86	91
University of Saskatchewan	465	486	468

Source: Saskatchewan Polytechnic Administrative Office and University of Saskatchewan Registrar's Office

Enrolment by School

	2020	2021	2022
P - Saskatoon Public School			
Holy Family (s)	551	531	542
Willowgrove School (p)	684	671	697
S - Greater Saskatoon Catholic Schools			

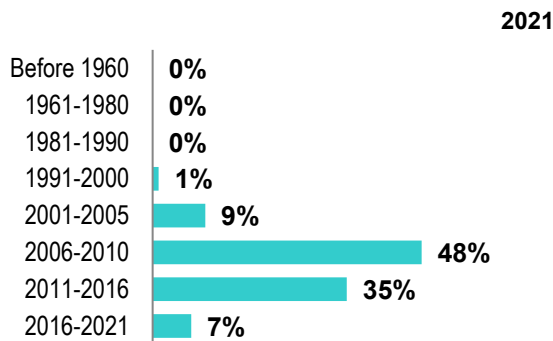
Source: Saskatoon Public School Division & Greater Saskatoon Catholic Schools

Household Structure

	2021
One-family households	1990
Multiple-family households	25
Non-family households	655
Total one-parent families	260
Total households	2800
Household size	2.9

Source: 2021 Census

Age of Dwelling



Source: 2021 Census

Housing Affordability

Median Multiple	2021	2022
Saskatoon	3.98	3.81
Willowgrove	5.19	4.23

Note: Median Multiple of 3.0 & under is rated as "affordable"

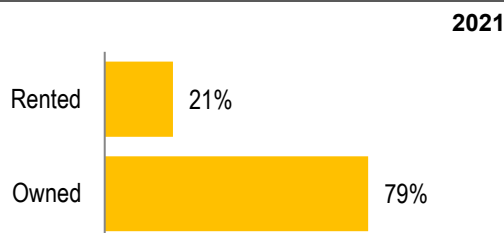
Source: City of Saskatoon, Assessment & Taxation and RBC Economics Research

Housing Costs

	2021
Average Owner's Major Payments	\$2,074
Average Gross Rent	\$1,465

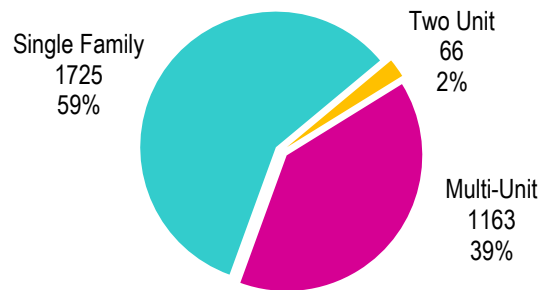
Source: 2021 Census

Housing by Tenure



Source: 2021 Census

Dwelling Unit Count



Total Dwellings	2954	
Neighbourhood Area	220.4 hectares	544.7 acres
Dwelling Units per Area	13.4 per hectare	5.4 per acre

Source: City of Saskatoon, Planning & Development

Real Estate Sales

2022	No. of Sales	Average Price
Condo Townhouse	9	\$ 262,711
High Rise Apt Condo	0	\$ -
Low Rise Apt Condo	40	\$ 212,844
Semi-detached	0	\$ -
Semi-detached - two titles	0	\$ -
Single Family Dwelling	88	\$ 598,351

Source: City of Saskatoon, Assessment & Taxation

Park Space

2022	Hectares	Acres
Total Park Area	19.6	48.3
Population per Park Area	460.4	186.3

Park Type: N - Neighbourhood D - District MD - Multi-district
SU- Special Use I - Industrial

Foster	N	2.3	5.6
Genereux	N	0.3	0.8
John Duerkop	N	1.7	4.2
Kershaw	N	0.3	0.7
Kusch	N	2.7	6.6
Rouillard	N	0.8	1.9
Varley	N	1.4	3.5
Wallace	N	8.8	21.7
William Sarjeant	N	0.9	2.3
Willowgrove Square	SU	0.4	1.0

Source: City of Saskatoon, Planning & Development

WILLOWGROVE

Voter Turn-out (%)

Provincial	2007	73%
Federal	2008	52%
Civic	2009	45%
Federal	2011	56%
Provincial	2011	44%
Civic	2012	34%
Federal	2015	72%
Provincial	2016	35%
Civic	2016	35%
Federal	2019	71%
Provincial	2020	56%
Civic	2020	30%

Licensed Home-Based Businesses

	2021	2022
Saskatoon	5353	5293
Willowgrove	199	200

Source: City of Saskatoon, Business License Program

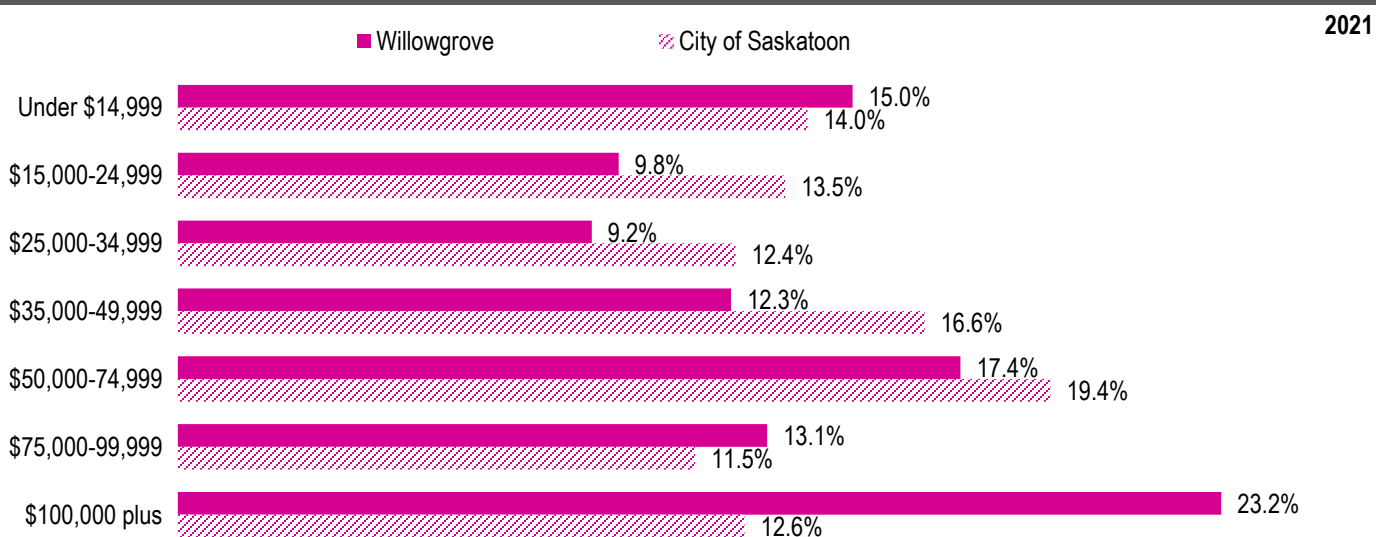
Labour Force

	Willowgrove	Saskatoon
Labour Force Participation Rate	78.2%	69.7%
Economic Dependency Ratio	8.1%	19.5%
Median Total Income (personal)	\$54,890	\$43,820
Provincial Index of Median Income (base=100)	130.50	104.20
Canadian Index of Median Income (base=100)	131.80	105.20

Source: City of Saskatoon, City Clerk's office; Elections Saskatchewan; and Elections Canada

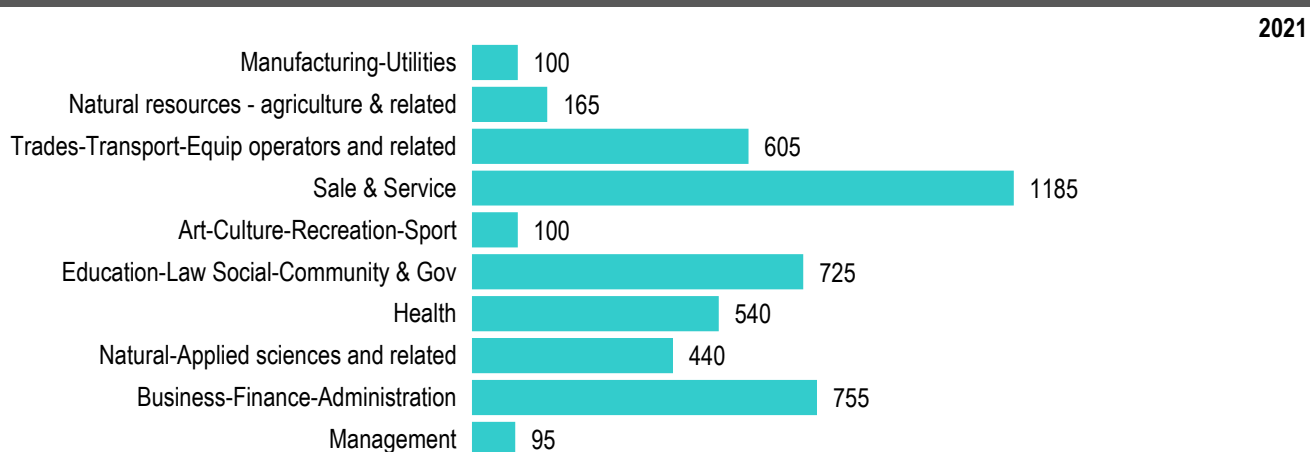
Source: Statistics Canada, Income Statistics Division, T1 Family File (T1FF) based on the final tax file, 2021

Personal Income



Source: Statistics Canada, Income Statistics Division, T1 Family File (T1FF) based on the final tax file, 2021

Major Occupation



Source: 2021 Census