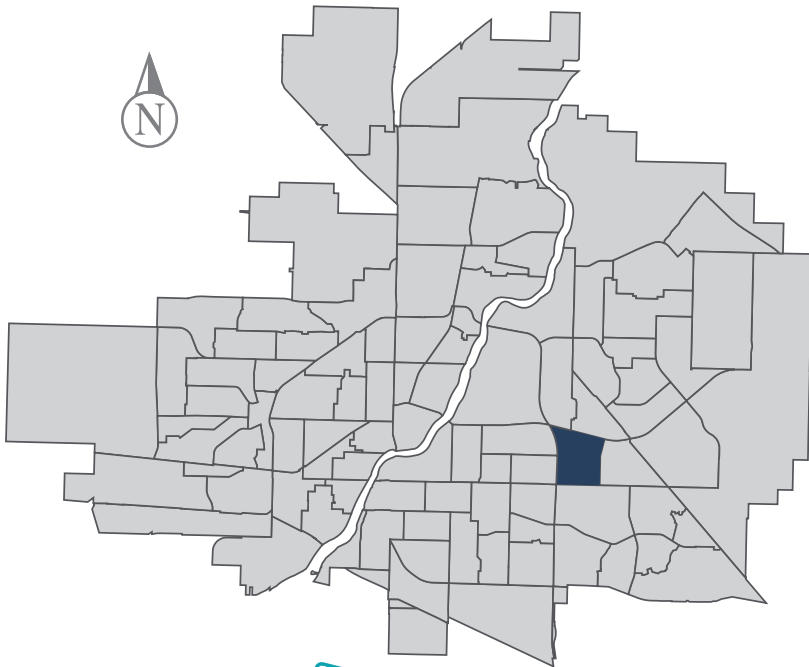


College Park

MUNICIPAL WARD 8



Population
6,208



COMMUNITY QUICK FACTS



54.6%

homeownership



\$288,137

average
sale price



\$34,350

median
personal
income

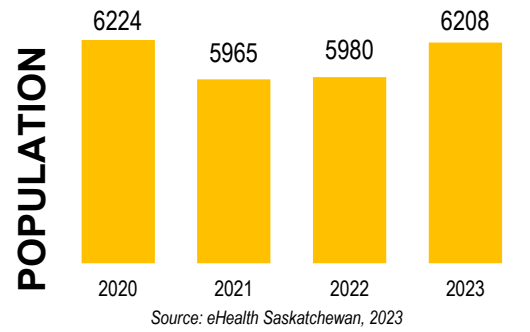


2.6

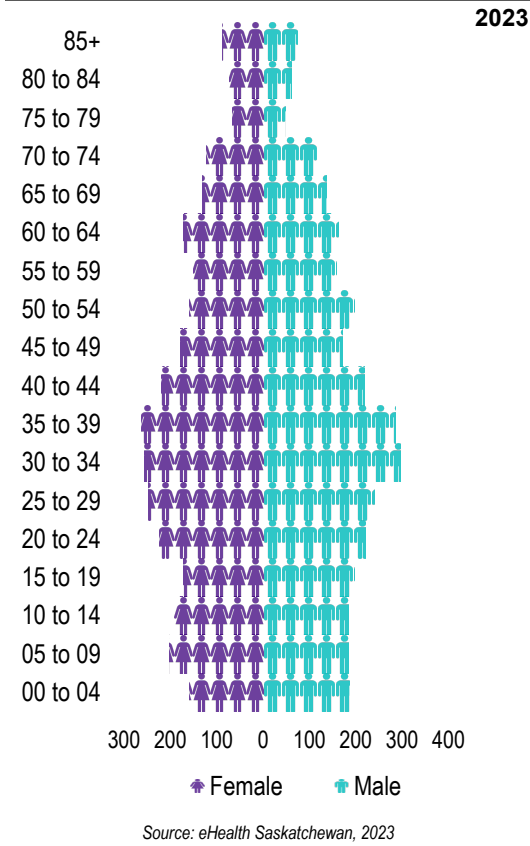
household
size



COLLEGE PARK



Age Group



Ethnic Diversity

* Higher number indicates greater diversity

Location	2021
College Park	0.56
Saskatoon	0.46

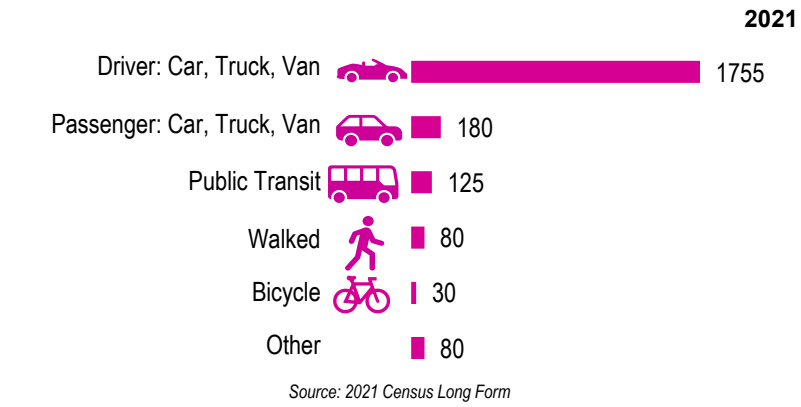
Source: 2021 Census

Mother Tongue

Top Languages	2021
English	3745
Urdu	75
Mandarin	95
Tagalog (Pilipino, Filipino)	170
Ukranian	45
French	85

Source: 2021 Census

Mode of Travel to Work



Registered Vehicles

	2021	2022
Total (LV & PV)	4332	5253
Per Person	0.7	0.8
Saskatoon Per Person	0.8	0.9

LV - light vehicles (commercial & private) PV - private passenger vehicle

Source: SGI

Education Level

	2021
No Certificate/diploma/degree	180
High school certificate or equivalent	740
Apprentice/trades certificate/diploma	270
College/CEGEP/non-university cert./dipl.	440
University diploma or degree	140

Source: 2021 Census Long Form

Postsecondary Enrolment

	2020	2021	2022
Saskatchewan Polytechnic	94	91	110
University of Saskatchewan	344	353	320

Source: Saskatchewan Polytechnic Administrative Office and University of Saskatchewan Registrar's Office

Enrolment by School

	2020	2021	2022
P- Saskatoon Public School			
Cardinal Leger School (s)	311	122	119
College Park School (p)	423	405	425
Evan Hardy Collegiate (p)	865	892	904
S - Greater Saskatoon Catholic Schools			

Source: Saskatoon Public School Division & Greater Saskatoon Catholic Schools

Household Structure

	2021
One-family households	1200
Multiple-family households	15
Non-family households	715
Total one-parent families	285
Total households	2045
Household size	2.6

Source: 2021 Census

Age of Dwelling

	2021
Before 1960	5%
1961-1980	77%
1981-1990	8%
1991-2000	5%
2001-2005	2%
2006-2010	1%
2011-2016	1%
2016-2021	1%

Source: 2021 Census

Housing Affordability

Median Multiple	2021	2022
Saskatoon	3.98	3.81
College Park	3.91	3.41

Note: Median Multiple of 3.0 & under is rated as "affordable"

Source: City of Saskatoon, Assessment & Taxation and RBC Economics Research

Housing Costs

	2021
Average Owner's Major Payments	\$1,340
Average Gross Rent	\$1,194

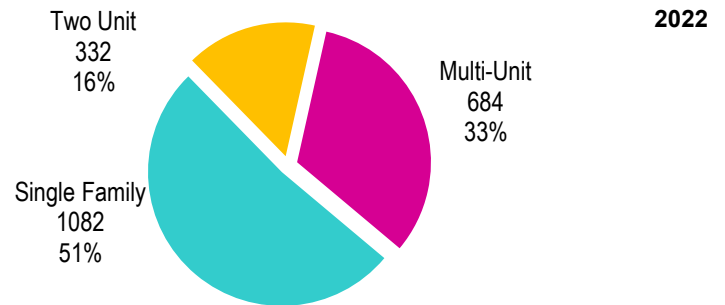
Source: 2021 Census

Housing by Tenure

	2021
Rented	45%
Owned	55%

Source: 2021 Census

Dwelling Unit Count



Total Dwellings	2098	
Neighbourhood Area	178.1 hectares	440.2 acres
Dwelling Units per Area	11.8 per hectare	4.8 per acre

Source: City of Saskatoon, Planning & Development

Real Estate Sales

2022	No. of Sales	Average Price
Condo Townhouse	7	\$ 205,000
High Rise Apt Condo	0	\$ -
Low Rise Apt Condo	9	\$ 104,778
Semi-detached	5	\$ 252,680
Semi-detached - two titles	2	\$ 485,000
Single Family Dwelling	49	\$ 393,229

Source: City of Saskatoon, Assessment & Taxation

Park Space

2022	Hectares	Acres
Total Park Area	6.7	16.5
Population per Park Area	929.4	376.1

Park Type: N - Neighbourhood D - District MD - Multi-district
SU- Special Use I - Industrial

Dr Gerhard Herzberg	N	5.0	12.3
Glacier	N	1.7	4.2

Source: City of Saskatoon, Planning & Development

COLLEGE PARK

Voter Turn-out (%)

Provincial	2007	64%
Federal	2008	49%
Civic	2009	27%
Federal	2011	57%
Provincial	2011	53%
Civic	2012	27%
Federal	2015	69%
Provincial	2016	40%
Civic	2016	27%
Federal	2019	70%
Provincial	2020	54%
Civic	2020	27%

Licensed Home-Based Businesses

	2021	2022
Saskatoon	5353	5293
College Park	104	103

Source: City of Saskatoon, Business License Program

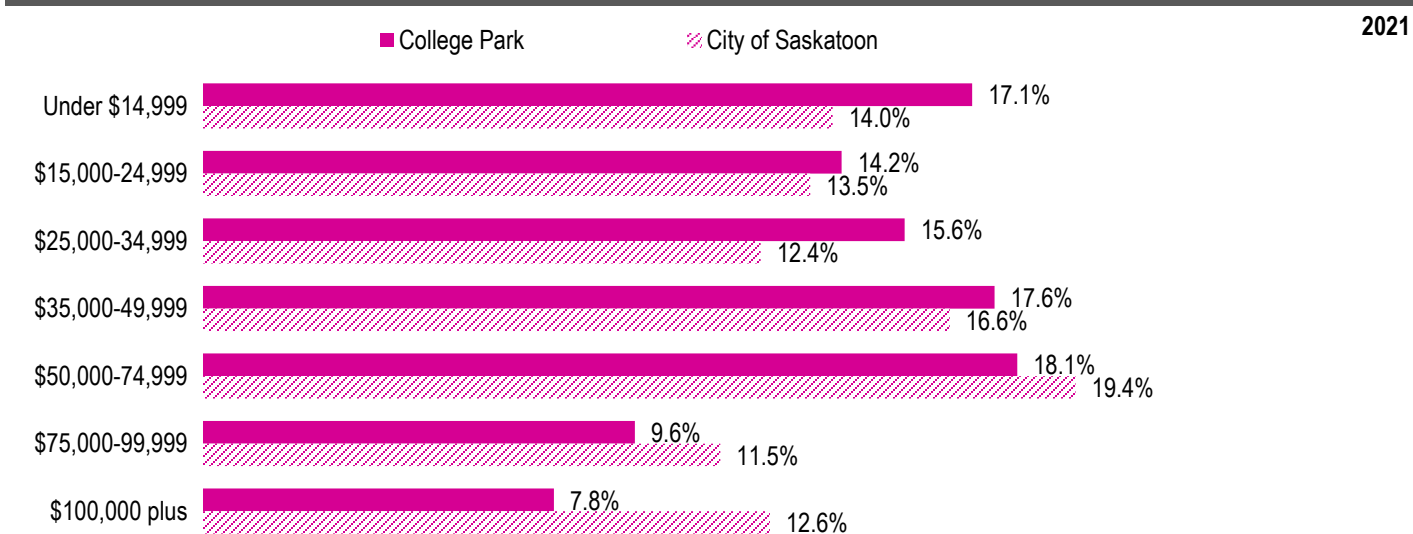
Labour Force

	College Park	Saskatoon
Labour Force Participation Rate	69.0%	69.7%
Economic Dependency Ratio	23.9%	19.5%
Median Total Income (personal)	\$37,650	\$43,820
Provincial Index of Median Income (base=100)	89.50	104.20
Canadian Index of Median Income (base=100)	90.40	105.20

Source: City of Saskatoon, City Clerk's office; Elections Saskatchewan; and Elections Canada

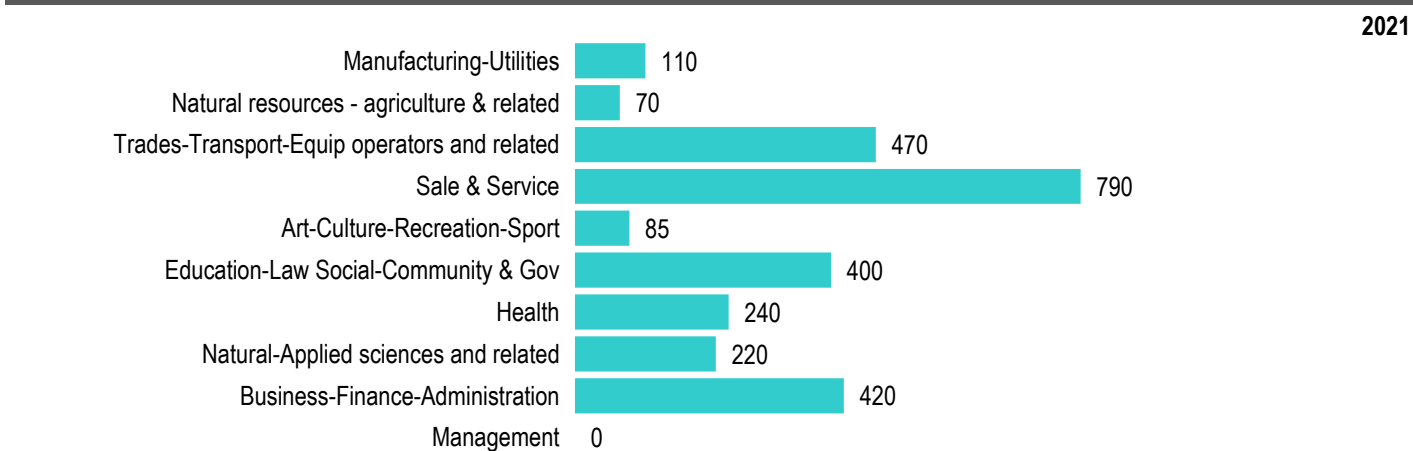
Source: Statistics Canada, Income Statistics Division, T1 Family File (T1FF) based on the final tax file, 2021

Personal Income



Source: Statistics Canada, Income Statistics Division, T1 Family File (T1FF) based on the final tax file, 2021

Major Occupation



Source: 2021 Census