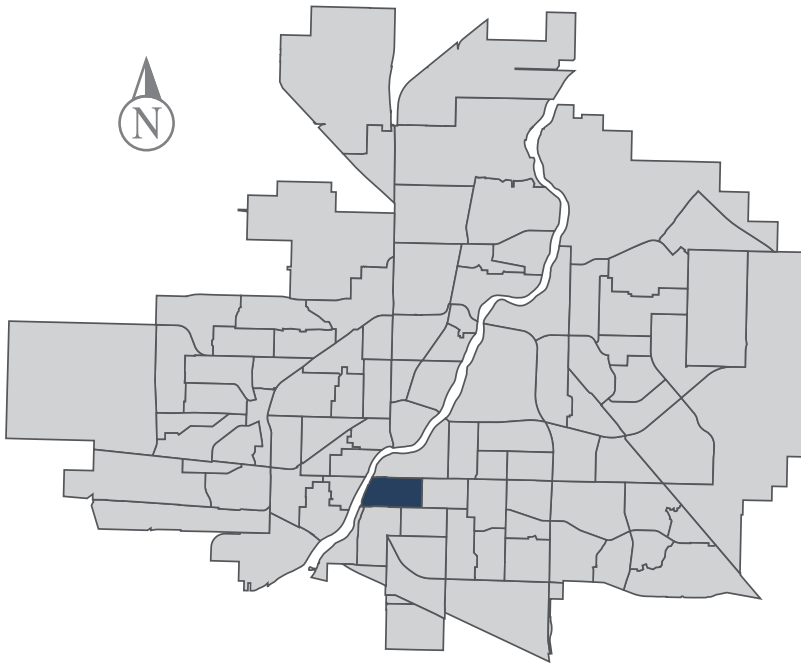


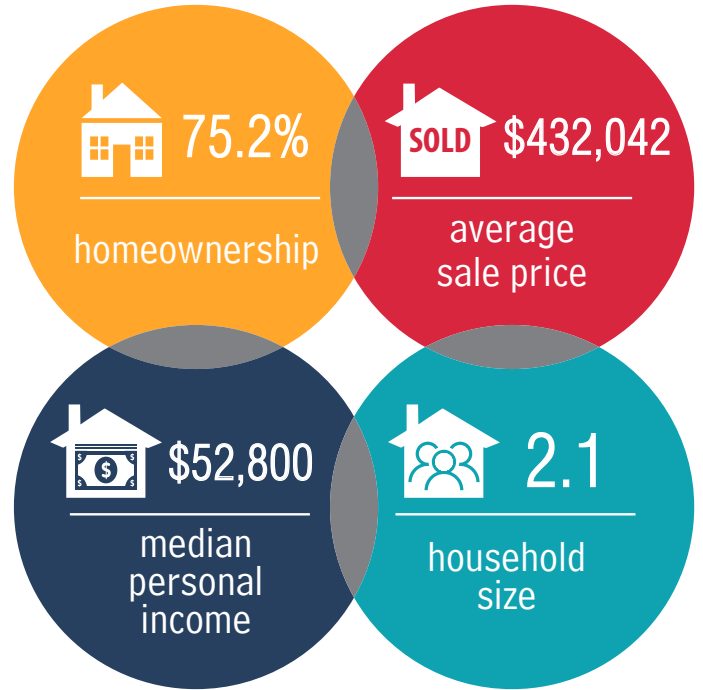
Buena Vista

MUNICIPAL WARD 6

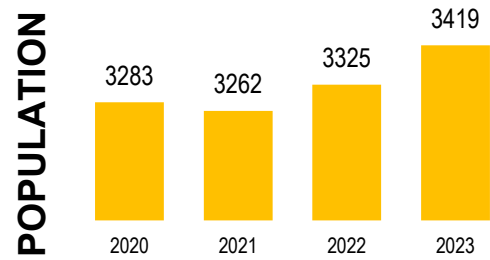
 **Population**
3,419



COMMUNITY QUICK FACTS




BUENA VISTA



Source: eHealth Saskatchewan, 2023

Age Group



Source: eHealth Saskatchewan, 2023

Ethnic Diversity

* Higher number indicates greater diversity

Location	2021
Buena Vista	0.12
Saskatoon	0.46

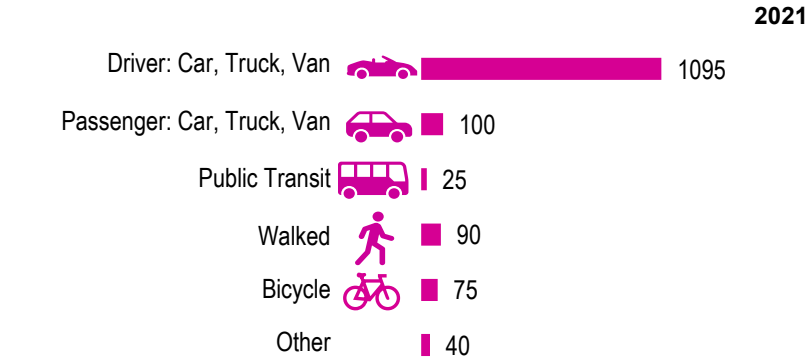
Source: 2021 Census

Mother Tongue

Top Languages	2021
English	2860
French	40
Spanish	20
Ukrainian	0
Tagalog (Pilipino, Filipino)	0

Source: 2021 Census

Mode of Travel to Work



Source: 2021 Census Long Form

Registered Vehicles

	2021	2022
Total (LV & PV)	2979	3181
Per Person	0.9	0.9
Saskatoon Per Person	0.8	0.9

LV - light vehicles (commercial & private) PV - private passenger vehicle

Source: SGI

Education Level

	2021
No Certificate/diploma/degree	110
High school certificate or equivalent	395
Apprentice/trades certificate/diploma	145
College/CEGEP/non-university cert./dipl.	290
University diploma or degree	75

Source: 2021 Census Long Form

Postsecondary Enrolment

	2020	2021	2022
Saskatchewan Polytechnic	19	19	18
University of Saskatchewan	137	146	130

Source: Saskatchewan Polytechnic Administrative Office and University of Saskatchewan Registrar's Office

Enrolment by School

	2020	2021	2022
P- Saskatoon Public School			
S - Greater Saskatoon Catholic Schools			
Buena Vista School (p)	212	233	305

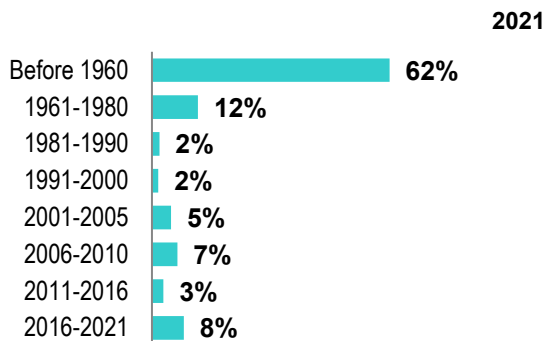
Source: Saskatoon Public School Division & Greater Saskatoon Catholic Schools

Household Structure

	2021
One-family households	780
Multiple-family households	0
Non-family households	655
Total one-parent families	130
Total households	1480
Household size	2.1

Source: 2021 Census

Age of Dwelling



Source: 2021 Census

Housing Affordability

Median Multiple	2021	2022
Saskatoon	3.98	3.81
Buena Vista	3.91	5.11

Note: Median Multiple of 3.0 & under is rated as "affordable"

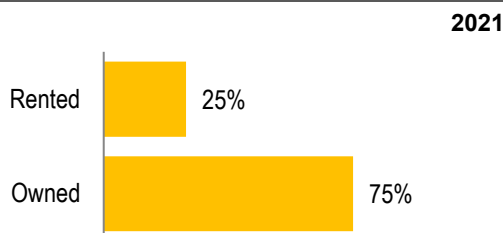
Source: City of Saskatoon, Assessment & Taxation and RBC Economics Research

Housing Costs

	2021
Average Owner's Major Payments	\$1,424
Average Gross Rent	\$1,340

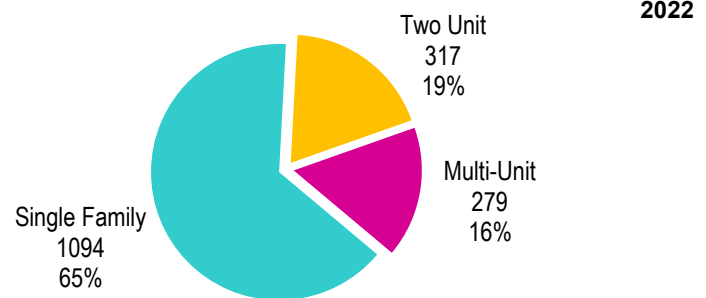
Source: 2021 Census

Housing by Tenure



Source: 2021 Census

Dwelling Unit Count



Total Dwellings	1690
Neighbourhood Area	126.6 hectares / 312.7 acres
Dwelling Units per Area	13.4 per hectare / 5.4 per acre

Source: City of Saskatoon, Planning & Development

Real Estate Sales

2022	No. of Sales	Average Price
Condo Townhouse	0	\$ -
High Rise Apt Condo	0	\$ -
Low Rise Apt Condo	8	\$ 452,663
Semi-detached	0	\$ -
Semi-detached - two titles	9	\$ 506,767
Single Family Dwelling	62	\$ 336,698

Source: City of Saskatoon, Assessment & Taxation

Park Space

2022	Hectares	Acres
Total Park Area	10.4	25.6
Population per Park Area	329.8	133.5

Park Type: N - Neighbourhood D - District MD - Multi-district
SU - Special Use I - Industrial

Atchison Field	N	2.4	5.9
Buena Vista	N	2.8	7.0
Fred Mitchell Memorial	N	0.4	0.9
Gabriel Dumont	SU	3.4	8.5
Kilburn	SU	1.4	3.4

Source: City of Saskatoon, Planning & Development

BUENA VISTA

Voter Turn-out (%)

Provincial	2007	72%
Federal	2008	56%
Civic	2009	28%
Federal	2011	58%
Provincial	2011	63%
Civic	2012	37%
Federal	2015	70%
Provincial	2016	37%
Civic	2016	41%
Federal	2019	73%
Provincial	2020	56%
Civic	2020	37%

Licensed Home-Based Businesses

	2021	2022
Saskatoon	5353	5293
Buena Vista	87	82

Source: City of Saskatoon, Business License Program

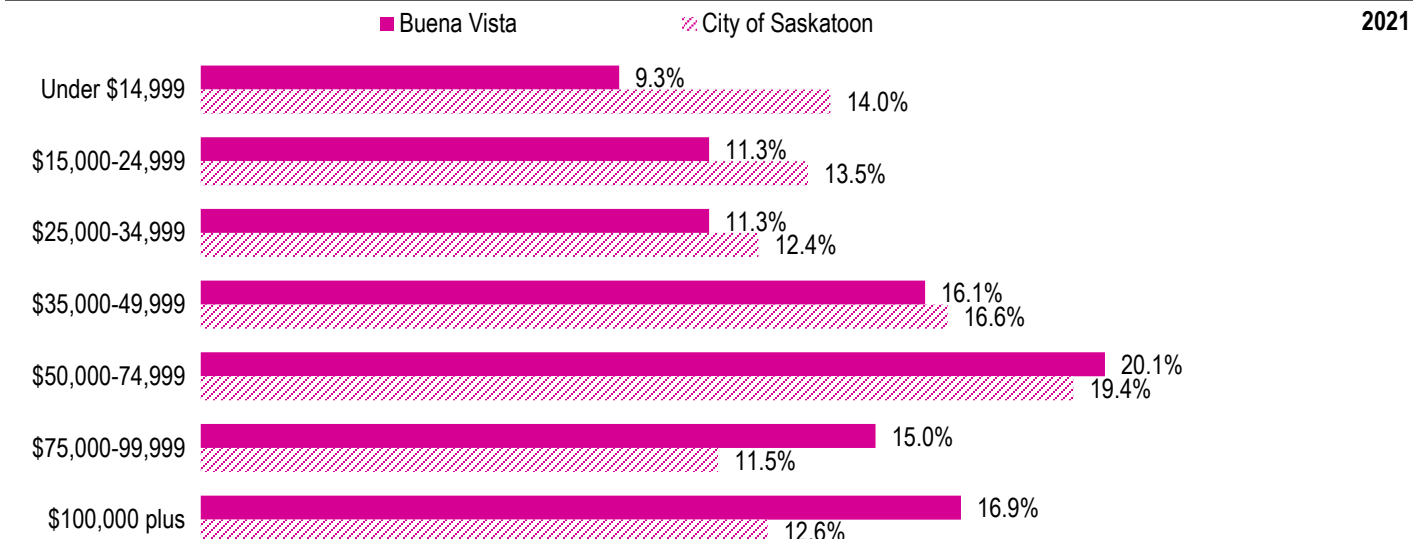
Labour Force

	Buena Vista	Saskatoon
Labour Force Participation Rate	70.8%	69.7%
Economic Dependency Ratio	15.9%	19.5%
Median Total Income (personal)	\$51,850	\$43,820
Provincial Index of Median Income (base=100)	123.30	104.20
Canadian Index of Median Income (base=100)	124.50	105.20

Source: City of Saskatoon, City Clerk's office; Elections Saskatchewan; and Elections Canada

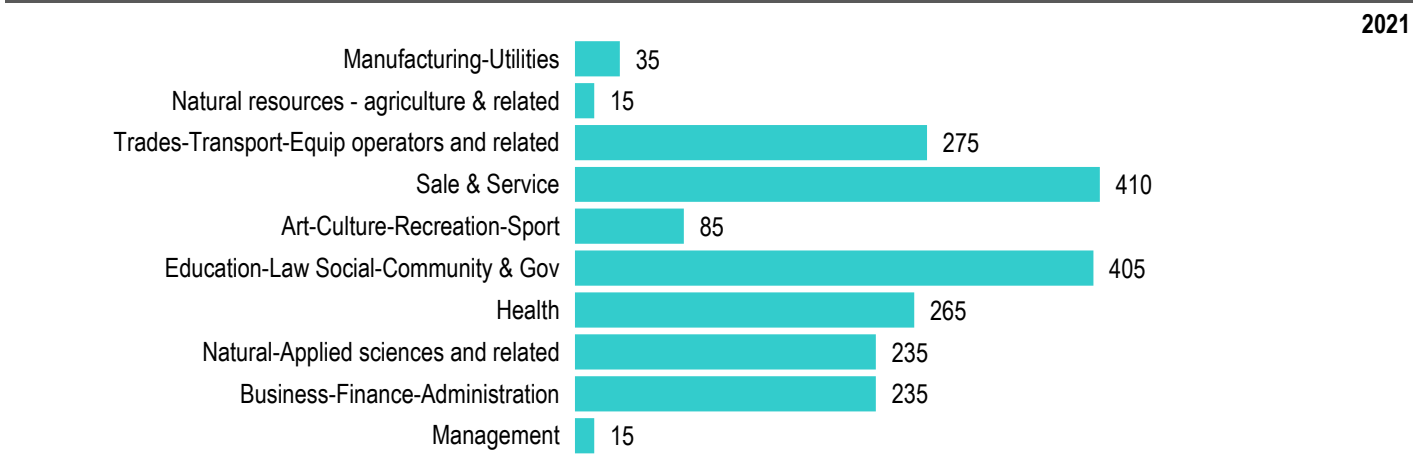
Source: Statistics Canada, Income Statistics Division, T1 Family File (T1FF) based on the final tax file, 2021

Personal Income



Source: Statistics Canada, Income Statistics Division, T1 Family File (T1FF) based on the final tax file, 2021

Major Occupation



Source: 2021 Census