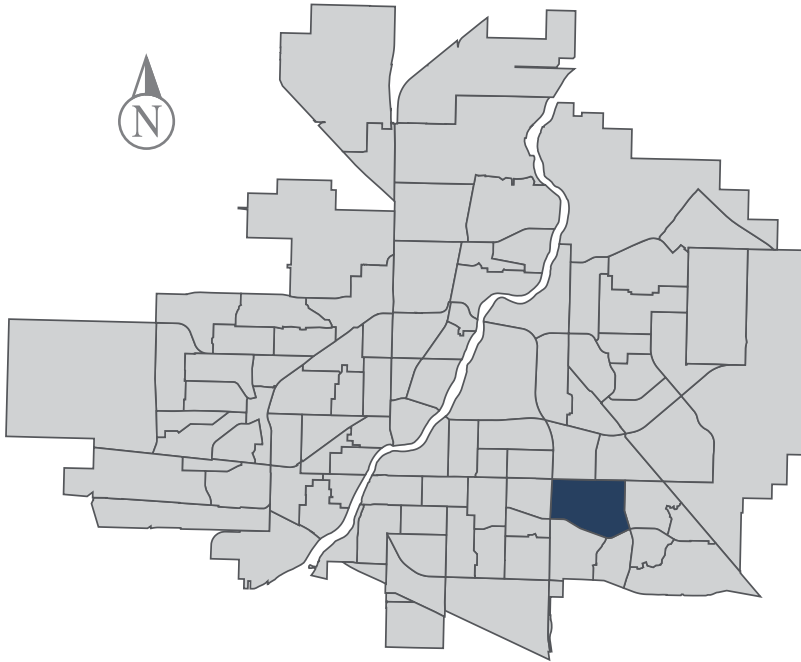


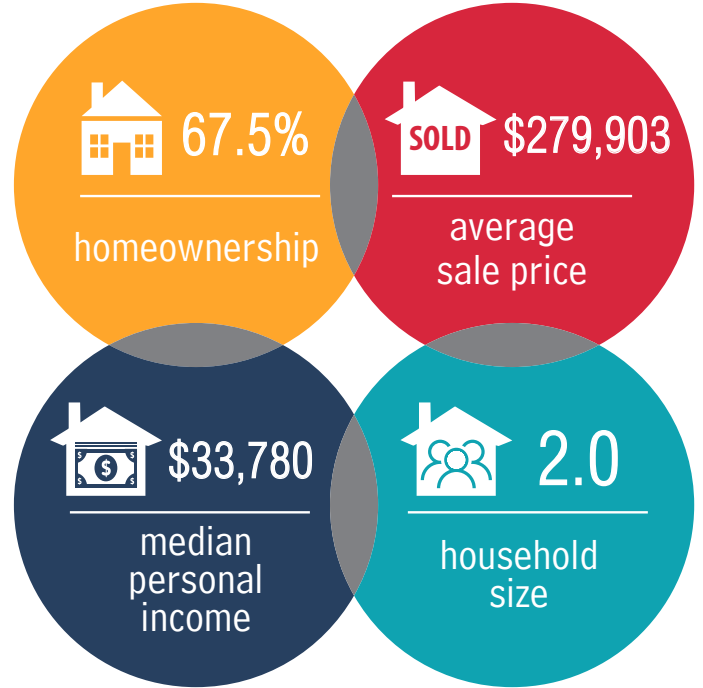
# Wildwood

## MUNICIPAL WARD 8

 **Population**  
8,337

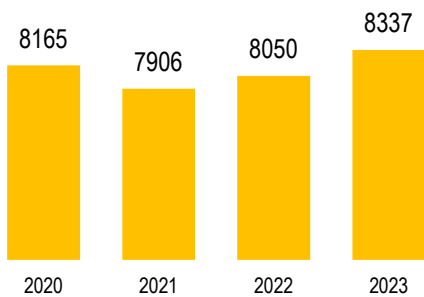


## COMMUNITY QUICK FACTS



# WILDWOOD

## POPULATION



Source: eHealth Saskatchewan, 2023

## Age Group



Source: eHealth Saskatchewan, 2023

## Ethnic Diversity

	2021
Wildwood	0.49
Saskatoon	0.46

Source: 2021 Census

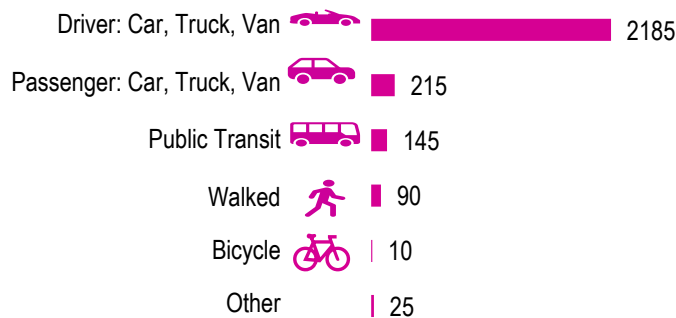
## Mother Tongue

Top Languages	2021
English	5695
Mandarin	280
German	200
Arabic	85
Ukrainian	65
French	95

Source: 2021 Census

## Mode of Travel to Work

2021



Source: 2021 Census Long Form

## Registered Vehicles

	2021	2022
Total (LV & PV)	6243	3299
Per Person	0.8	0.4
Saskatoon Per Person	0.8	0.9

LV - light vehicles (commercial & private) PV - private passenger vehicle

Source: SGI

## Education Level

	2021
No Certificate/diploma/degree	225
High school certificate or equivalent	885
Apprentice/trades certificate/diploma	190
College/CEGEP/non-university cert./dipl.	670
University diploma or degree	160

Source: 2021 Census Long Form

## Postsecondary Enrolment

	2020	2021	2022
Saskatchewan Polytechnic	91	102	90
University of Saskatchewan	369	369	304

Source: Saskatchewan Polytechnic Administrative Office and University of Saskatchewan Registrar's Office

## Enrolment by School

P - Saskatoon Public School

S - Greater Saskatoon Catholic Schools

	2020	2021	2022
Bishop Pocock School (s)	149	145	148
Wildwood School (p)	212	204	264

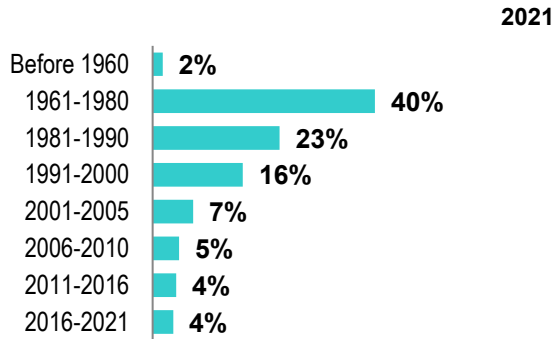
Source: Saskatoon Public School Division & Greater Saskatoon Catholic Schools

## Household Structure

	2021
One-family households	1960
Multiple-family households	15
Non-family households	1715
Total one-parent families	335
Total households	3835
Household size	2

Source: 2021 Census

## Age of Dwelling



Source: 2021 Census

## Housing Affordability

Median Multiple	2021	2022
Saskatoon	3.98	3.81
Wildwood	2.77	3.31

Note: Median Multiple of 3.0 & under is rated as "affordable"

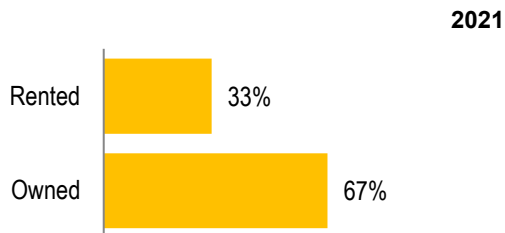
Source: City of Saskatoon, Assessment & Taxation and RBC Economics Research

## Housing Costs

	2021
Average Owner's Major Payments	\$1,198
Average Gross Rent	\$1,266

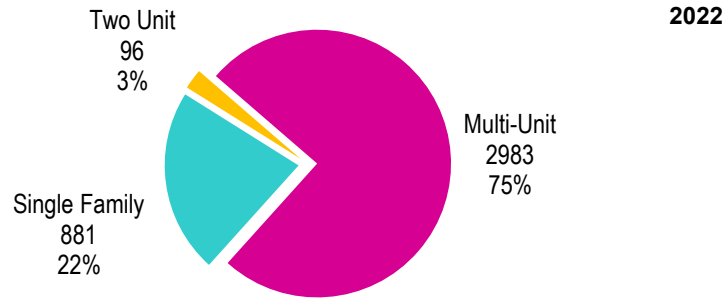
Source: 2021 Census

## Housing by Tenure



Source: 2021 Census

## Dwelling Unit Count



<b>Total Dwellings</b>	<b>3960</b>	
<b>Neighbourhood Area</b>	<b>281.6 hectares</b>	<b>695.9 acres</b>
<b>Dwelling Units per Area</b>	<b>14.1 per hectare</b>	<b>5.7 per acre</b>

Source: City of Saskatoon, Planning & Development

## Real Estate Sales

2022	No. of Sales	Average Price
Condo Townhouse	29	\$ 308,997
High Rise Apt Condo	0	\$ -
Low Rise Apt Condo	97	\$ 193,817
Semi-detached	0	\$ -
Semi-detached - two titles	1	\$ 230,000
Single Family Dwelling	31	\$ 386,799

Source: City of Saskatoon, Assessment & Taxation

## Park Space

2022	Hectares	Acres
<b>Total Park Area</b>	27.7	68.5
<b>Population per Park Area</b>	195.4	79.1

Park Type: N - Neighbourhood D - District MD - Multi-district  
SU- Special Use I - Industrial

<b>Heritage</b>	<b>MD</b>	3.7	9.1
<b>Heritage Green</b>	<b>D</b>	0.7	1.6
<b>Lakewood</b>	<b>D</b>	5.9	14.6
<b>Lakewood</b>	<b>MD</b>	9.1	22.5
<b>Wildwood</b>	<b>N</b>	8.3	20.6

Source: City of Saskatoon, Planning & Development

# WILDWOOD

## Voter Turn-out (%)

Provincial	2007	73%
Federal	2008	55%
Civic	2009	27%
Federal	2011	58%
Provincial	2011	55%
Civic	2012	30%
Federal	2015	76%
Provincial	2016	42%
Civic	2016	33%
Federal	2019	71%
Provincial	2020	55%
Civic	2020	28%

## Licensed Home-Based Businesses

	2021	2022
Saskatoon	5353	5293
Wildwood	111	103

Source: City of Saskatoon, Business License Program

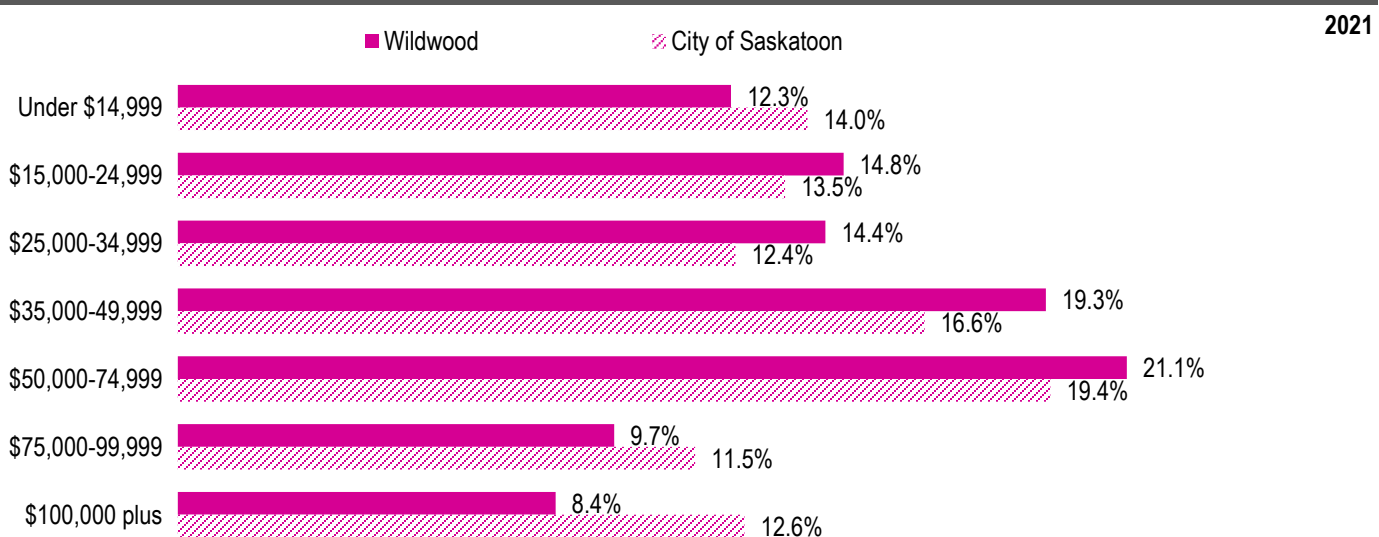
## Labour Force

	2021	
	Wildwood	Saskatoon
Labour Force Participation Rate	57.5%	69.7%
Economic Dependency Ratio	39.6%	19.5%
Median Total Income (personal)	\$41,380	\$43,820
Provincial Index of Median Income (base=100)	98.40	104.20
Canadian Index of Median Income (base=100)	99.40	105.20

Source: City of Saskatoon, City Clerk's office; Elections Saskatchewan; and Elections Canada

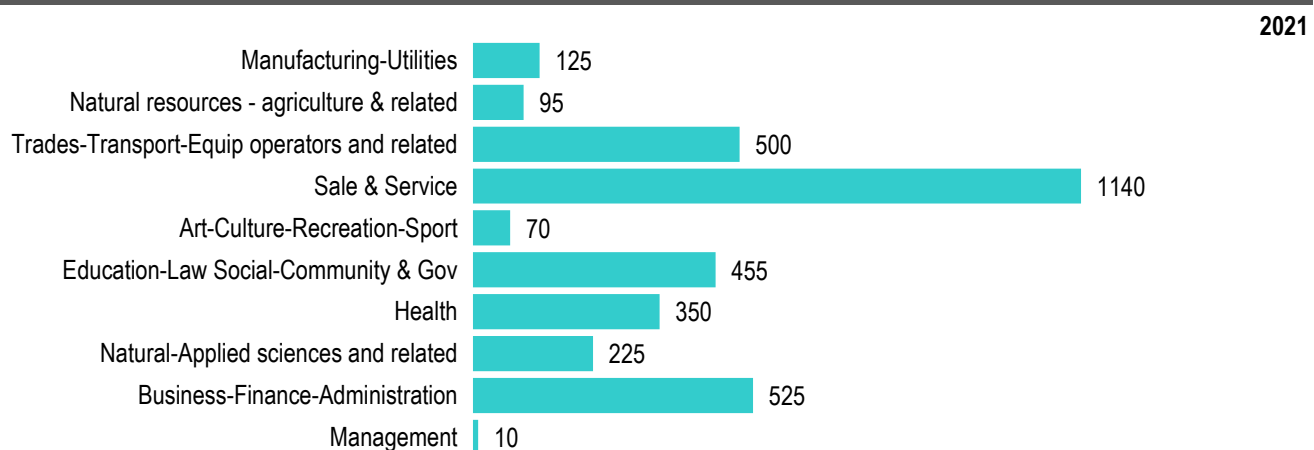
Source: Statistics Canada, Income Statistics Division, T1 Family File (T1FF) based on the final tax file, 2021

## Personal Income



Source: Statistics Canada, Income Statistics Division, T1 Family File (T1FF) based on the final tax file, 2021

## Major Occupation



Source: 2021 Census