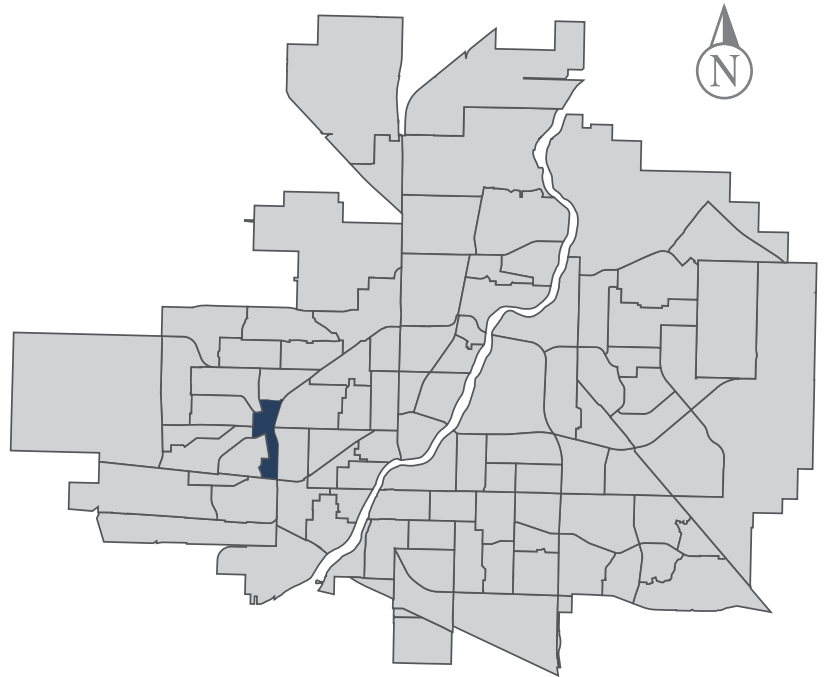
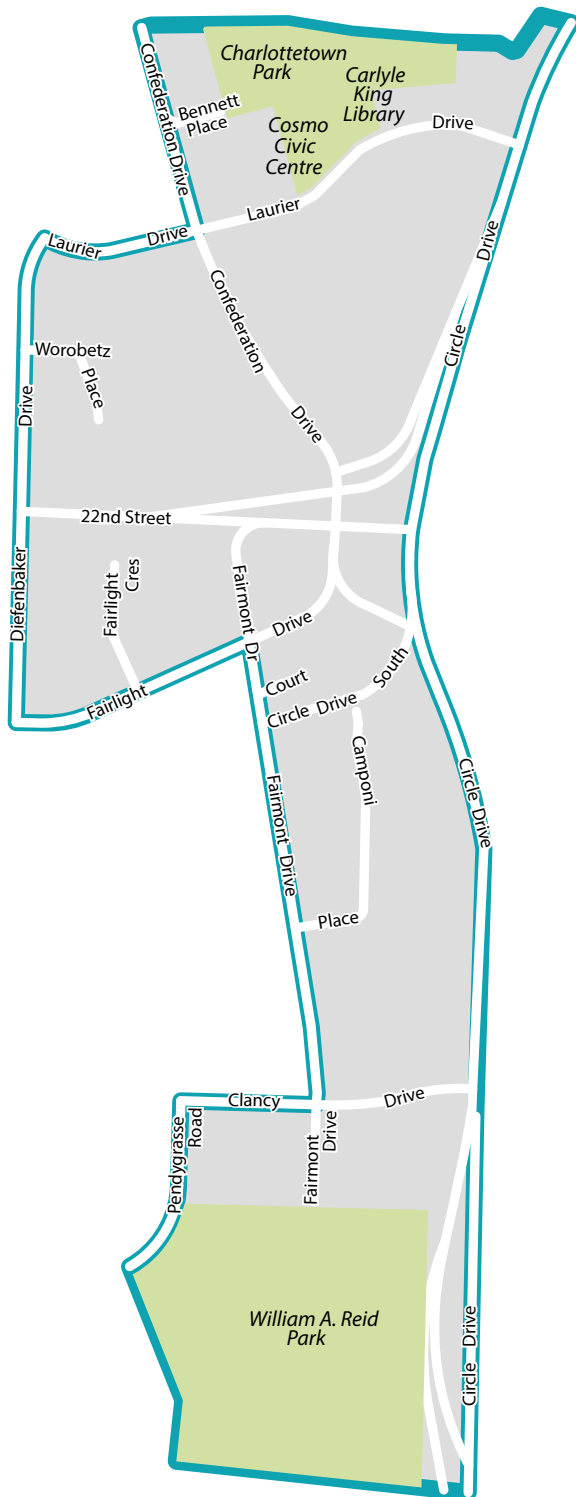


Confederation Urban Centre

MUNICIPAL WARD 3



Population
1,145



COMMUNITY QUICK FACTS



27.9%

homeownership



\$150,000

average
sale price



\$29,830

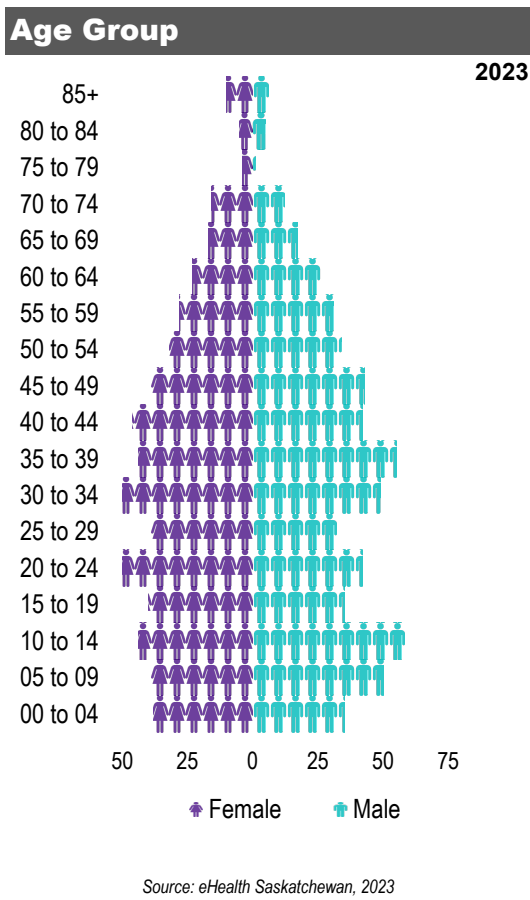
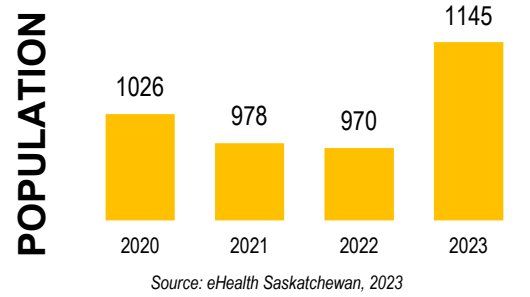
median
personal
income



2.4

household
size

CONFEDERATION URBAN CENTRE



Ethnic Diversity

* Higher number indicates greater diversity

| Location | 2021 |
|----------------------------|------|
| Confederation Urban Centre | 0.72 |
| Saskatoon | 0.46 |

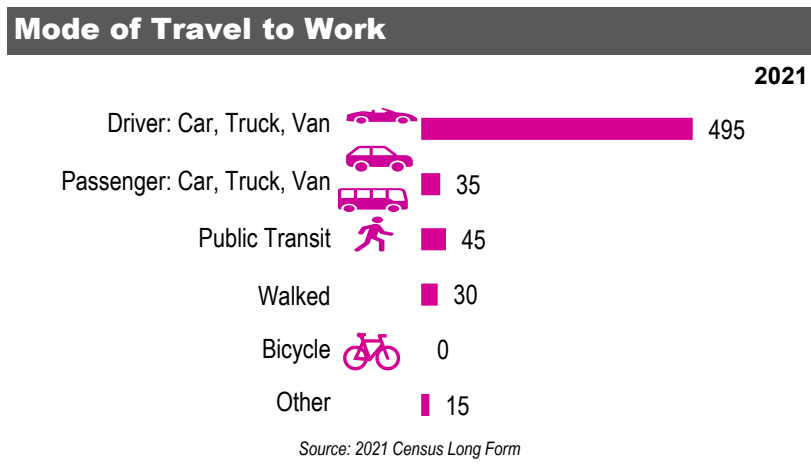
Source: 2021 Census

Mother Tongue

Top Languages

| Language | 2021 |
|------------------------------|------|
| English | 935 |
| Urdu | 50 |
| Tagalog (Pilipino, Filipino) | 45 |
| Bengali | 40 |
| Ukranian | 0 |
| Oromo | 0 |

Source: 2021 Census



Registered Vehicles

| | 2021 | 2022 |
|----------------------|------|------|
| Total (LV & PV) | 652 | 1010 |
| Per Person | 0.7 | 0.9 |
| Saskatoon Per Person | 0.8 | 0.9 |

LV - light vehicles (commercial & private) PV - private passenger vehicle

Source: SGI

Education Level

2021

| | |
|--|-----|
| No Certificate/diploma/degree | 120 |
| High school certificate or equivalent | 240 |
| Apprentice/trades certificate/diploma | 55 |
| College/CEGEP/non-university cert./dipl. | 205 |
| University diploma or degree | 10 |

Source: 2021 Census Long Form

Postsecondary Enrolment

| | 2020 | 2021 | 2022 |
|----------------------------|------|------|------|
| Saskatchewan Polytechnic | 18 | 15 | 23 |
| University of Saskatchewan | 20 | 17 | 19 |

Source: Saskatchewan Polytechnic Administrative Office and University of Saskatchewan Registrar's Office

Enrolment by School

| | 2020 | 2021 | 2022 |
|-------------------------------------|------|------|------|
| No schools located in neighbourhood | | | |

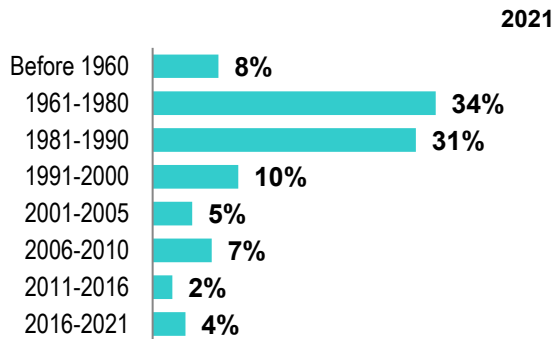
P - Saskatoon Public School S - Greater Saskatoon Catholic Schools

Household Structure

| | 2021 |
|----------------------------|------|
| One-family households | 345 |
| Multiple-family households | 5 |
| Non-family households | 285 |
| Total one-parent families | 155 |
| Total households | 665 |
| Household size | 2.4 |

Source: 2021 Census

Age of Dwelling



Source: 2021 Census

Housing Affordability

| Median Multiple | 2021 | 2022 |
|----------------------------|------|------|
| Saskatoon | 3.98 | 3.81 |
| Confederation Urban Centre | 1.15 | 1.77 |

Note: Median Multiple of 3.0 & under is rated as "affordable"

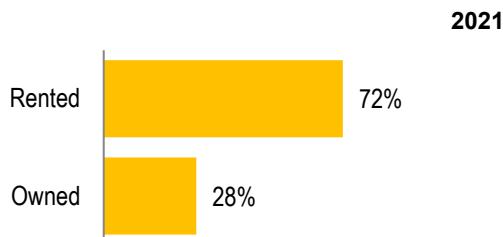
Source: City of Saskatoon, Assessment & Taxation and RBC Economics Research

Housing Costs

| | 2021 |
|--------------------------------|---------|
| Average Owner's Major Payments | \$1,380 |
| Average Gross Rent | \$1,004 |

Source: 2021 Census


Housing by Tenure



Source: 2021 Census

Dwelling Unit Count

Multi-Unit
459
100%



| Total Dwellings | 459 | |
|-------------------------|-----------------|--------------|
| Neighbourhood Area | 98.8 hectares | 244.1 acres |
| Dwelling Units per Area | 4.6 per hectare | 1.9 per acre |

Source: City of Saskatoon, Planning & Development

Real Estate Sales

| 2022 | No. of Sales | Average Price |
|----------------------------|--------------|---------------|
| Condo Townhouse | 0 | \$ - |
| High Rise Apt Condo | 0 | \$ - |
| Low Rise Apt Condo | 4 | \$ 150,000 |
| Semi-detached | 0 | \$ - |
| Semi-detached - two titles | 0 | \$ - |
| Single Family Dwelling | 0 | \$ - |

Source: City of Saskatoon, Assessment & Taxation

Park Space

| 2022 | Hectares | Acres |
|--------------------------|----------|-------|
| Total Park Area | 20.1 | 49.6 |
| Population per Park Area | 57.0 | 23.1 |

Park Type: N - Neighbourhood D - District MD - Multi-district
SU - Special Use I - Industrial

| | | | |
|---------------|----|------|------|
| Charlottetown | MD | 4.8 | 11.9 |
| WA Reid | MD | 15.3 | 37.7 |

Source: City of Saskatoon, Planning & Development

CONFEDERATION URBAN CENTRE

Voter Turn-out (%)

| | | |
|------------|------|-----|
| Provincial | 2007 | 67% |
| Federal | 2008 | 41% |
| Civic | 2009 | 19% |
| Federal | 2011 | 50% |
| Provincial | 2011 | 50% |
| Civic | 2012 | 18% |
| Federal | 2015 | 65% |
| Provincial | 2016 | 28% |
| Civic | 2016 | 21% |
| Federal | 2019 | 61% |
| Provincial | 2020 | 40% |
| Civic | 2020 | 19% |

Licensed Home-Based Businesses

| | 2021 | 2022 |
|----------------------------|------|------|
| Saskatoon | 5353 | 5293 |
| Confederation Urban Centre | 10 | 11 |

Source: City of Saskatoon, Business License Program

Labour Force

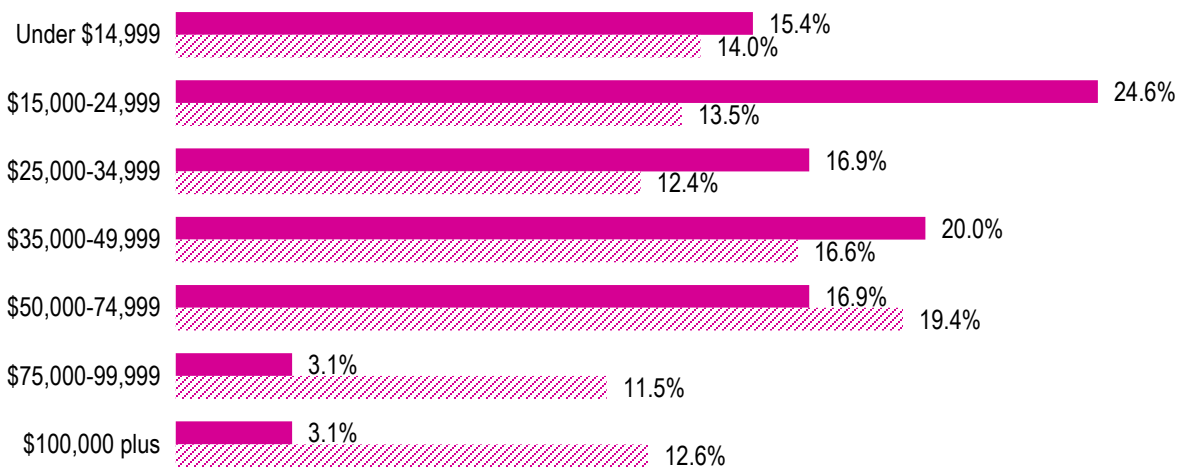
| | Confederation Urban Centre | Saskatoon |
|--|----------------------------|-----------|
| Labour Force Participation Rate | 61.4% | 69.7% |
| Economic Dependency Ratio | 48.3% | 19.5% |
| Median Total Income (personal) | \$30,350 | \$43,820 |
| Provincial Index of Median Income (base=100) | 72.20 | 104.20 |
| Canadian Index of Median Income (base=100) | 72.90 | 105.20 |

Source: City of Saskatoon, City Clerk's office; Elections Saskatchewan; and Elections Canada

Source: Statistics Canada, Income Statistics Division, T1 Family File (T1FF) based on the final tax file, 2021

Personal Income

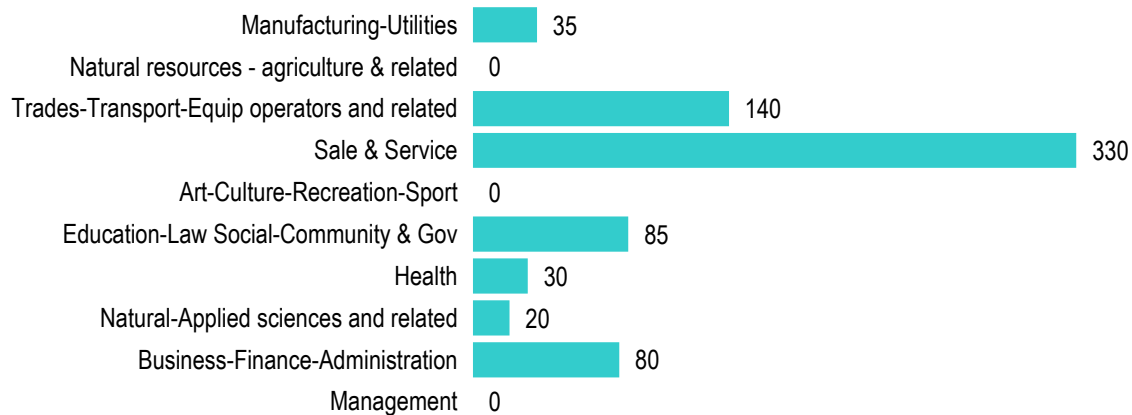
■ Confederation Urban Centre ▨ City of Saskatoon 2021



Source: Statistics Canada, Income Statistics Division, T1 Family File (T1FF) based on the final tax file, 2021

Major Occupation

2021



Source: 2021 Census