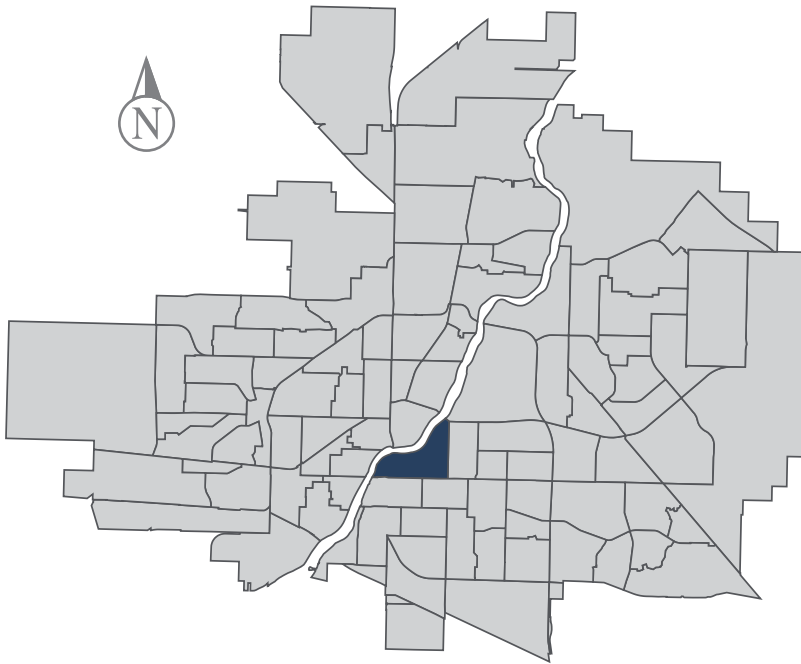


# Nutana

## MUNICIPAL WARD 6



Population  
6,294



## COMMUNITY QUICK FACTS



48.9%

homeownership



\$491,745

average  
sale price



\$44,310

median  
personal  
income



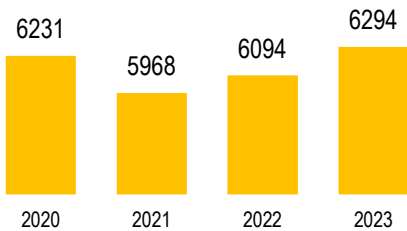
1.9

household  
size



# NUTANA

## POPULATION



Source: eHealth Saskatchewan, 2023

## Age Group



Source: eHealth Saskatchewan, 2023

## Ethnic Diversity

	2021
Nutana	0.30
Saskatoon	0.46

Source: 2021 Census

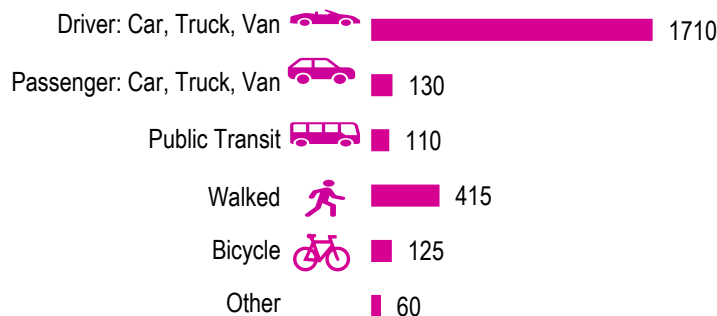
## Mother Tongue

Top Languages	2021
English	5045
Urdu	0
French	100
German	120
Arabic	75

Source: 2021 Census

## Mode of Travel to Work

2021



Source: 2021 Census Long Form

## Registered Vehicles

	2021	2022
Total (LV & PV)	5295	6750
Per Person	0.9	1.1
Saskatoon Per Person	0.8	0.9

LV - light vehicles (commercial & private) PV - private passenger vehicle

Source: SGI

## Education Level

	2021
No Certificate/diploma/degree	130
High school certificate or equivalent	680
Apprentice/trades certificate/diploma	160
College/CEGEP/non-university cert./dipl.	515
University diploma or degree	155

Source: 2021 Census Long Form

## Postsecondary Enrolment

	2020	2021	2022
Saskatchewan Polytechnic	59	62	87
University of Saskatchewan	493	139	405

Source: Saskatchewan Polytechnic Administrative Office and University of Saskatchewan Registrar's Office

## Enrolment by School

	2020	2021	2022
P- Saskatoon Public School			
Nutana Collegiate (p)	530	468	544
Oskāyak High School (s)	234	205	251
Victoria School (p)	431	446	470
S - Greater Saskatoon Catholic Schools			

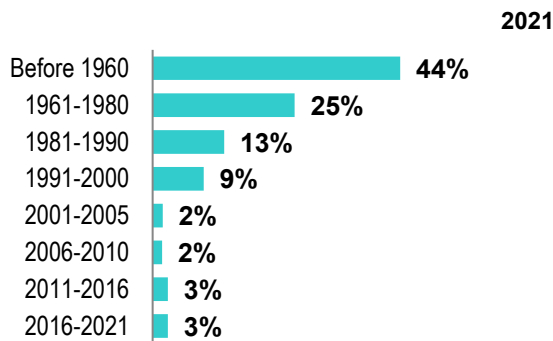
Source: Saskatoon Public School Division & Greater Saskatoon Catholic Schools

## Household Structure

	2021
One-family households	1465
Multiple-family households	5
Non-family households	1705
Total one-parent families	180
Total households	3245
Household size	1.9

Source: 2021 Census

## Age of Dwelling



Source: 2021 Census

## Housing Affordability

Median Multiple	2021	2022
Saskatoon	3.98	3.81
Nutana	4.41	5.81

Note: Median Multiple of 3.0 & under is rated as "affordable"

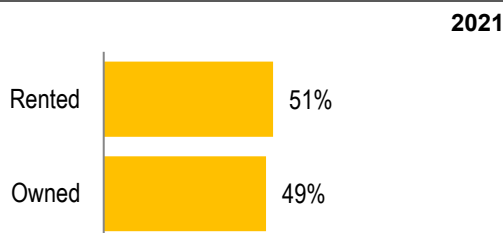
Source: City of Saskatoon, Assessment & Taxation and RBC Economics Research

## Housing Costs

	2021
Average Owner's Major Payments	\$1,684
Average Gross Rent	\$1,204

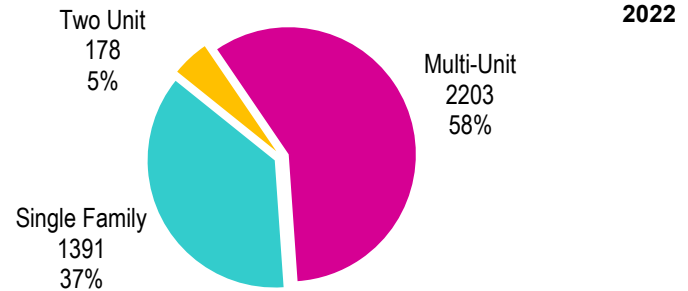
Source: 2021 Census

## Housing by Tenure



Source: 2021 Census

## Dwelling Unit Count



Total Dwellings	3772
Neighbourhood Area	182.1 hectares / 450.0 acres
Dwelling Units per Area	20.7 per hectare / 8.4 per acre

Source: City of Saskatoon, Planning & Development

## Real Estate Sales

2022	No. of Sales	Average Price
Condo Townhouse	2	\$ 568,500
High Rise Apt Condo	17	\$ 626,579
Low Rise Apt Condo	53	\$ 249,240
Semi-detached	0	\$ -
Semi-detached - two titles	7	\$ 540,811
Single Family Dwelling	53	\$ 473,593

Source: City of Saskatoon, Assessment & Taxation

## Park Space

2022	Hectares	Acres
Total Park Area	18.2	45.0
Population per Park Area	345.9	140.0

Park Type: N - Neighbourhood D - District MD - Multi-district  
SU - Special Use I - Industrial

Albert Recreational Unit	N	0.3	0.8
Chief Darcy Bear	N	0.5	1.1
Cosmopolitan	SU	11.0	27.1
W. E. Graham	N	0.6	1.6
Idylwyld	N	0.4	1.0
Marr	SU	0.0	0.1
Massey	N	0.7	1.7
Poplar	N	0.1	0.3
Rotary	SU	4.6	11.3

Source: City of Saskatoon, Planning & Development

# NUTANA

## Voter Turn-out (%)

Provincial	2007	74%
Federal	2008	56%
Civic	2009	31%
Federal	2011	56%
Provincial	2011	47%
Civic	2012	38%
Federal	2015	72%
Provincial	2016	39%
Civic	2016	43%
Federal	2019	70%
Provincial	2020	57%
Civic	2020	37%

## Licensed Home-Based Businesses

	2021	2022
Saskatoon	5353	5293
Nutana	122	124

Source: City of Saskatoon, Business License Program

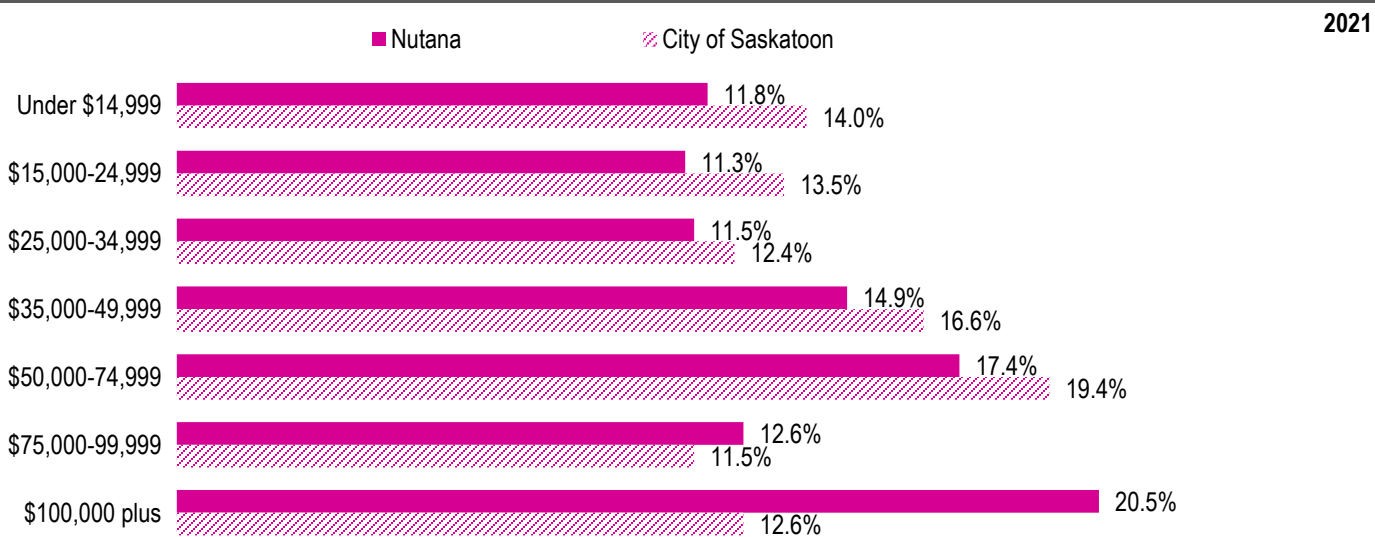
## Labour Force

	2021	
	Nutana	Saskatoon
Labour Force Participation Rate	72.1%	69.7%
Economic Dependency Ratio	14.4%	19.5%
Median Total Income (personal)	\$50,600	\$43,820
Provincial Index of Median Income (base=100)	120.30	104.20
Canadian Index of Median Income (base=100)	121.50	105.20

Source: City of Saskatoon, City Clerk's office; Elections Saskatchewan; and Elections Canada

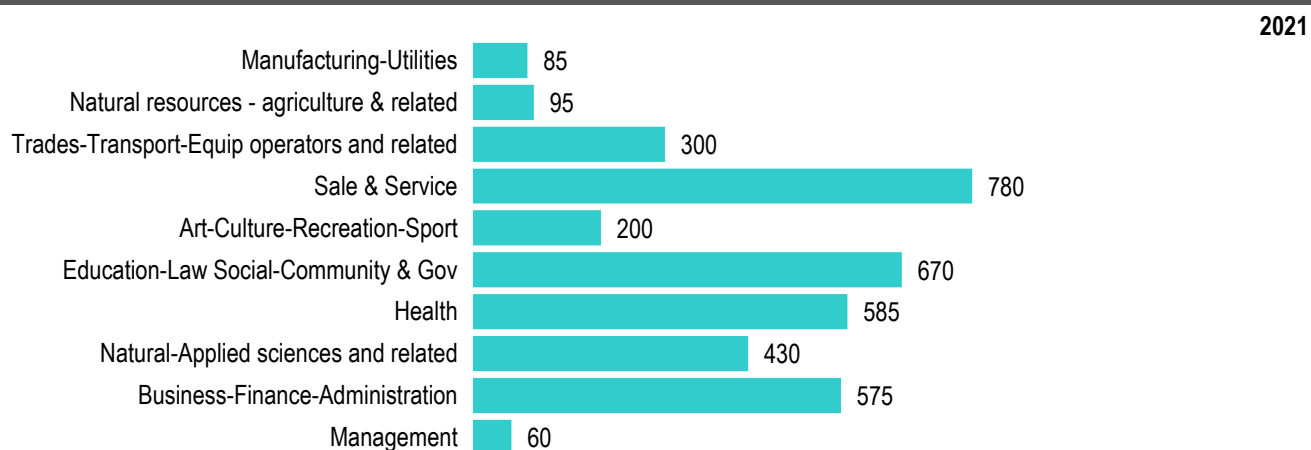
Source: Statistics Canada, Income Statistics Division, T1 Family File (T1FF) based on the final tax file, 2021

## Personal Income



Source: Statistics Canada, Income Statistics Division, T1 Family File (T1FF) based on the final tax file, 2021

## Major Occupation



Source: 2021 Census