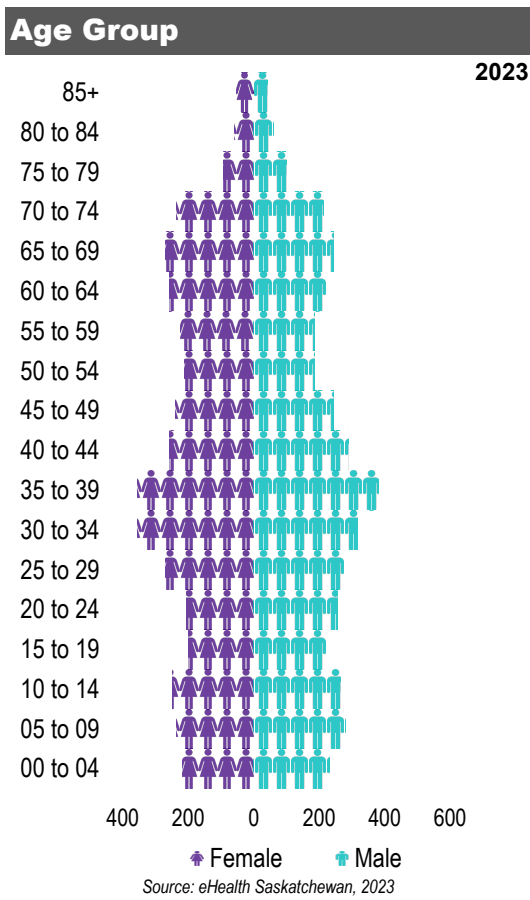
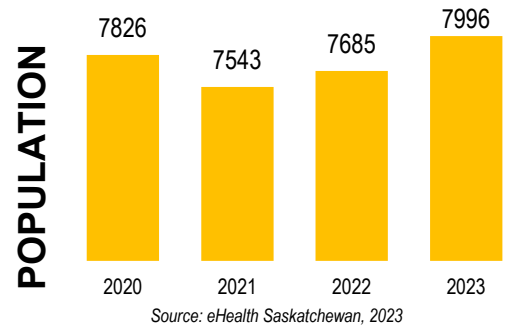


LAKEVIEW



Ethnic Diversity

* Higher number indicates greater diversity

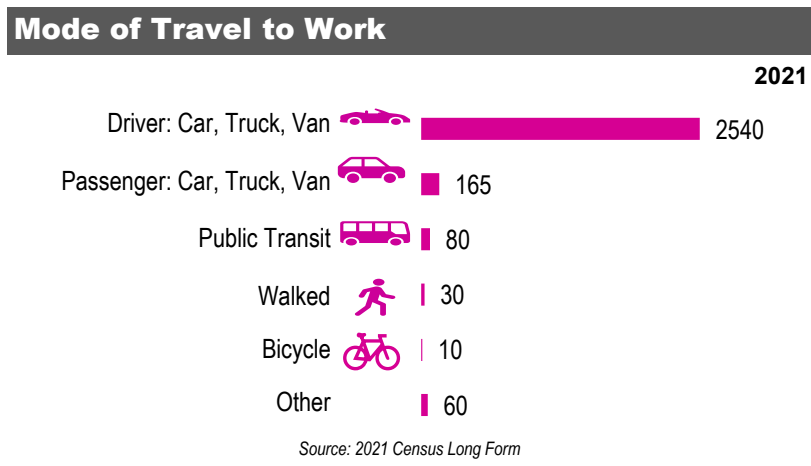
Location	2021
Lakeview	0.40
Saskatoon	0.46

Source: 2021 Census

Mother Tongue

Top Languages	2021
English	5475
Mandarin	235
Tagalog (Pilipino, Filipino)	90
Ukrainian	105
French	75
Russian	25

Source: 2021 Census



Registered Vehicles

	2021	2022
Total (LV & PV)	6447	6735
Per Person	0.8	0.8
Saskatoon Per Person	0.8	0.9

LV - light vehicles (commercial & private) PV - private passenger vehicle

Source: SGI

Education Level

2021

No Certificate/diploma/degree	135
High school certificate or equivalent	855
Apprentice/trades certificate/diploma	300
College/CEGEP/non-university cert./dipl.	680
University diploma or degree	175

Source: 2021 Census Long Form

Postsecondary Enrolment

	2020	2021	2022
Saskatchewan Polytechnic	85	82	90
University of Saskatchewan	339	311	275

Source: Saskatchewan Polytechnic Administrative Office and University of Saskatchewan Registrar's Office

Enrolment by School

	2020	2021	2022
P- Saskatoon Public School			
Lakeview School (p)	572	541	586
St. Bernard School (s)	231	241	249
S - Greater Saskatoon Catholic Schools			

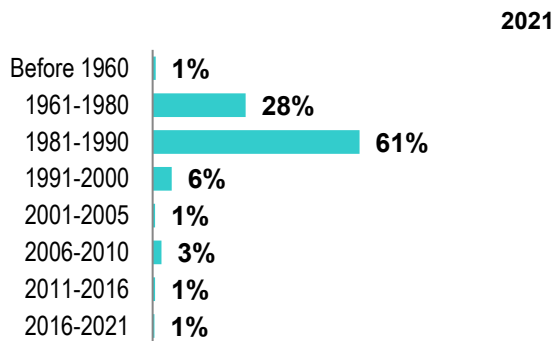
Source: Saskatoon Public School Division & Greater Saskatoon Catholic Schools

Household Structure

	2021
One-family households	1855
Multiple-family households	20
Non-family households	820
Total one-parent families	295
Total households	2810
Household size	2.5

Source: 2021 Census

Age of Dwelling



Source: 2021 Census

Housing Affordability

Median Multiple	2021	2022
Saskatoon	3.98	3.81
Lakeview	3.89	3.84

Note: Median Multiple of 3.0 & under is rated as "affordable"

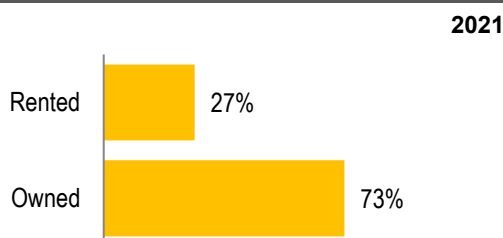
Source: City of Saskatoon, Assessment & Taxation and RBC Economics Research

Housing Costs

	2021
Average Owner's Major Payments	\$1,416
Average Gross Rent	\$1,192

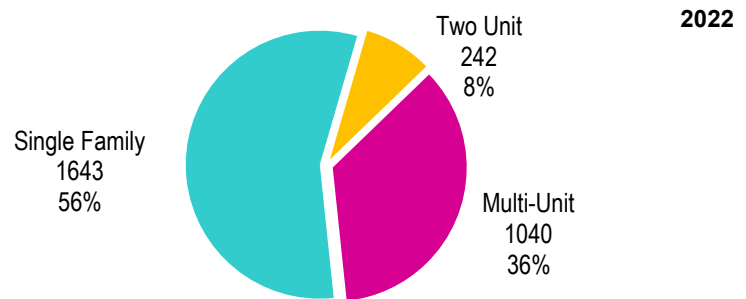
Source: 2021 Census

Housing by Tenure



Source: 2021 Census

Dwelling Unit Count



Total Dwellings	2925	
Neighbourhood Area	199.4 hectares	492.6 acres
Dwelling Units per Area	14.7 per hectare	5.9 per acre

Source: City of Saskatoon, Planning & Development

Real Estate Sales

2022	No. of Sales	Average Price
Condo Townhouse	0	\$ -
High Rise Apt Condo	0	\$ -
Low Rise Apt Condo	59	\$ 133,914
Semi-detached	2	\$ 445,000
Semi-detached - two titles	8	\$ 245,783
Single Family Dwelling	83	\$ 474,515

Source: City of Saskatoon, Assessment & Taxation

Park Space

2022	Hectares	Acres
Total Park Area	12.2	30.3
Population per Park Area	652.8	264.2

Park Type: N - Neighbourhood D - District MD - Multi-district
SU - Special Use I - Industrial

Lakeview	N	12.2	30.3
-----------------	----------	------	------

Source: City of Saskatoon, Planning & Development

LAKEVIEW

Voter Turn-out (%)

Provincial	2007	64%
Federal	2008	53%
Civic	2009	25%
Federal	2011	56%
Provincial	2011	49%
Civic	2012	32%
Federal	2015	73%
Provincial	2016	39%
Civic	2016	31%
Federal	2019	66%
Provincial	2020	58%
Civic	2020	30%

Licensed Home-Based Businesses

	2021	2022
Saskatoon	5353	5293
Lakeview	158	156

Source: City of Saskatoon, Business License Program

Labour Force

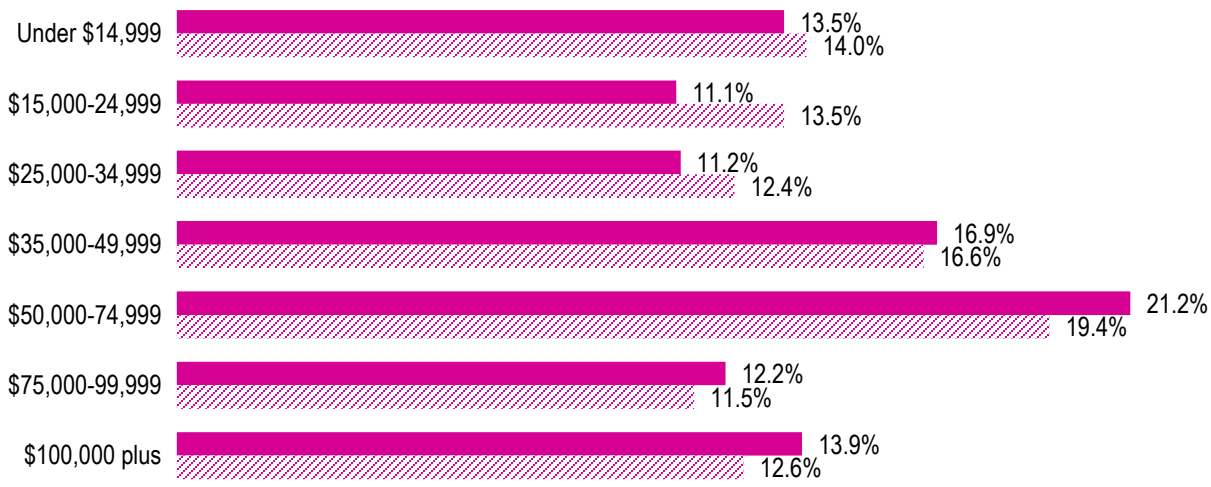
	2021	
	Lakeview	Saskatoon
Labour Force Participation Rate	71.1%	69.7%
Economic Dependency Ratio	19.2%	19.5%
Median Total Income (personal)	\$47,460	\$43,820
Provincial Index of Median Income (base=100)	112.80	104.20
Canadian Index of Median Income (base=100)	113.90	105.20

Source: City of Saskatoon, City Clerk's office; Elections Saskatchewan; and Elections Canada

Source: Statistics Canada, Income Statistics Division, T1 Family File (T1FF) based on the final tax file, 2021

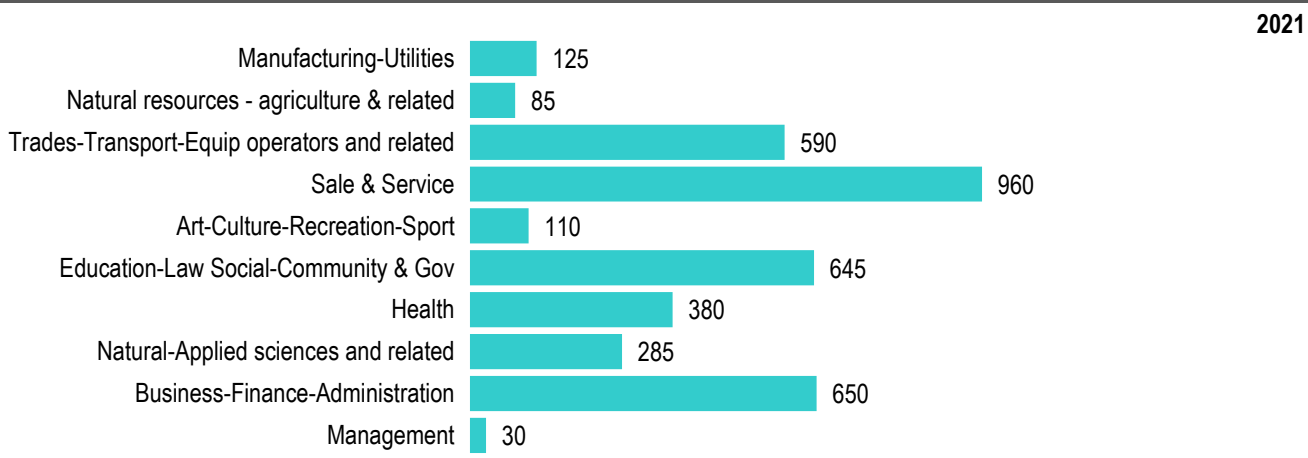
Personal Income

Legend: Lakeview (solid blue), City of Saskatoon (hatched blue) | 2021



Source: Statistics Canada, Income Statistics Division, T1 Family File (T1FF) based on the final tax file, 2021

Major Occupation



Source: 2021 Census