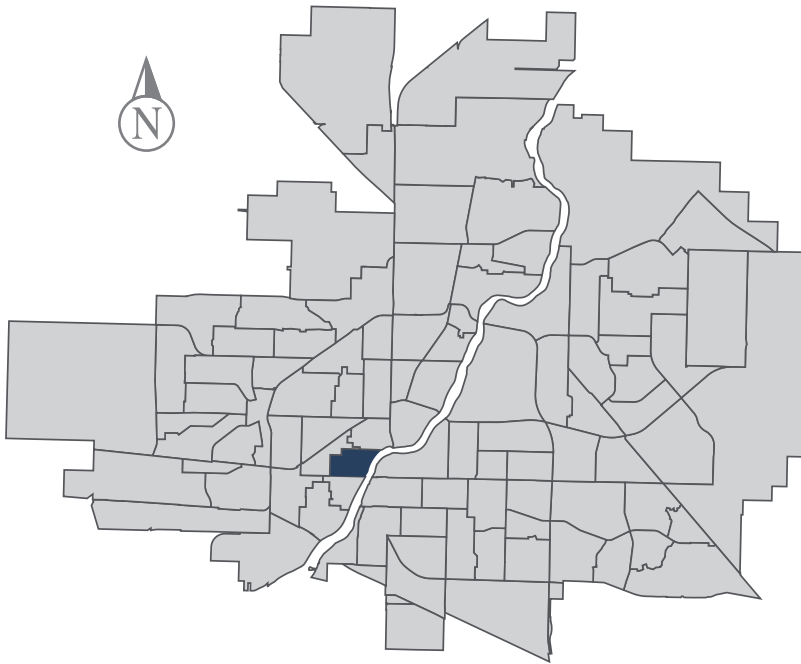


King George

MUNICIPAL WARD 2



Population
2,075



COMMUNITY QUICK FACTS



66.7%

homeownership



\$234,392

average
sale price



\$37,710

median
personal
income



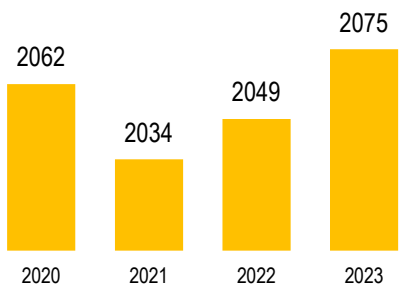
2.3

household
size




KING GEORGE

POPULATION



Source: eHealth Saskatchewan, 2023

Age Group



Source: eHealth Saskatchewan, 2023

Ethnic Diversity

* Higher number indicates greater diversity

Location	2021
King George	0.24
Saskatoon	0.46

Source: 2021 Census

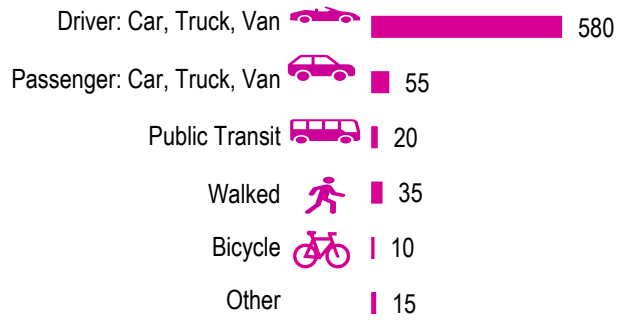
Mother Tongue

Top Languages	2021
English	1415
Urdu	0
French	0
German	20
Cantonese	20

Source: 2021 Census

Mode of Travel to Work

2021



Source: 2021 Census Long Form

Registered Vehicles

	2021	2022
Total (LV & PV)	1640	1721
Per Person	0.8	0.8
Saskatoon Per Person	0.8	0.9

LV - light vehicles (commercial & private) PV - private passenger vehicle

Source: SGI

Education Level

2021

No Certificate/diploma/degree	115
High school certificate or equivalent	385
Apprentice/trades certificate/diploma	135
College/CEGEP/non-university cert./dipl.	155
University diploma or degree	30

Source: 2021 Census Long Form

Postsecondary Enrolment

	2020	2021	2022
Saskatchewan Polytechnic	18	15	14
University of Saskatchewan	46	0	51

Source: Saskatchewan Polytechnic Administrative Office and University of Saskatchewan Registrar's Office

Enrolment by School

	2020	2021	2022
P- Saskatoon Public School			
S - Greater Saskatoon Catholic Schools			
King George School (p)	118	102	169

Source: Saskatoon Public School Division & Greater Saskatoon Catholic Schools

Household Structure

	2021
One-family households	400
Multiple-family households	0
Non-family households	330
Total one-parent families	125
Total households	790
Household size	2.3

Source: 2021 Census

Age of Dwelling

Year Range	Percentage
Before 1960	64%
1961-1980	18%
1981-1990	2%
1991-2000	1%
2001-2005	3%
2006-2010	1%
2011-2016	5%
2016-2021	6%

Source: 2021 Census

Housing Affordability

Median Multiple	2021	2022
Saskatoon	3.98	3.81
King George	2.15	2.77

Note: Median Multiple of 3.0 & under is rated as "affordable"

Source: City of Saskatoon, Assessment & Taxation and RBC Economics Research

Housing Costs

	2021
Average Owner's Major Payments	\$1,164
Average Gross Rent	\$1,270

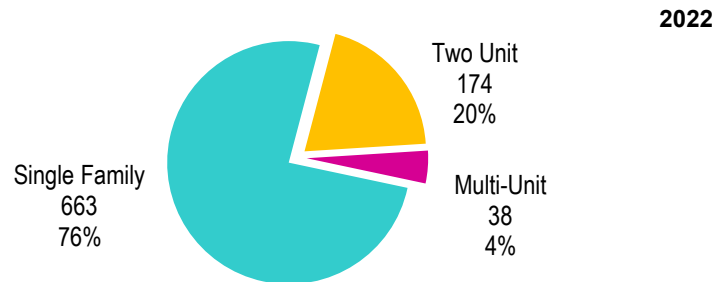
Source: 2021 Census

Housing by Tenure

Tenure	Percentage
Rented	33%
Owned	67%

Source: 2021 Census

Dwelling Unit Count



Total Dwellings	875
Neighbourhood Area	82.8 hectares / 204.6 acres
Dwelling Units per Area	10.6 per hectare / 4.3 per acre

Source: City of Saskatoon, Planning & Development

Real Estate Sales

2022	No. of Sales	Average Price
Condo Townhouse	0	\$ -
High Rise Apt Condo	0	\$ -
Low Rise Apt Condo	0	\$ -
Semi-detached	4	\$ 245,750
Semi-detached - two titles	0	\$ -
Single Family Dwelling	48	\$ 223,034

Source: City of Saskatoon, Assessment & Taxation

Park Space

2022	Hectares	Acres
Total Park Area	16.5	40.7
Population per Park Area	126.1	51.0

Park Type: N - Neighbourhood D - District MD - Multi-district
SU - Special Use I - Industrial

St Andrews	N	0.9	2.3
Victoria	SU	15.5	38.4

Source: City of Saskatoon, Planning & Development

KING GEORGE

Voter Turn-out (%)

Provincial	2007	62%
Federal	2008	44%
Civic	2009	23%
Federal	2011	47%
Provincial	2011	62%
Civic	2012	24%
Federal	2015	57%
Provincial	2016	34%
Civic	2016	28%
Federal	2019	60%
Provincial	2020	44%
Civic	2020	23%

Licensed Home-Based Businesses

	2021	2022
Saskatoon	5353	5293
King George	46	43

Source: City of Saskatoon, Business License Program

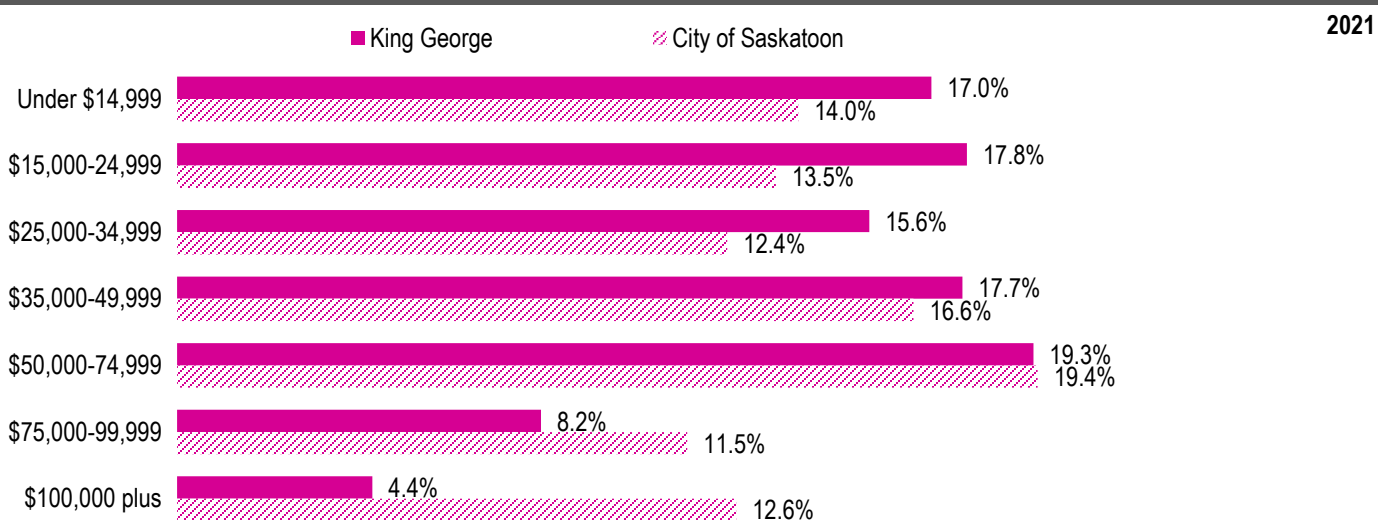
Labour Force

	King George	Saskatoon
Labour Force Participation Rate	66.0%	69.7%
Economic Dependency Ratio	34.1%	19.5%
Median Total Income (personal)	\$34,960	\$43,820
Provincial Index of Median Income (base=100)	83.10	104.20
Canadian Index of Median Income (base=100)	83.90	105.20

Source: City of Saskatoon, City Clerk's office; Elections Saskatchewan; and Elections Canada

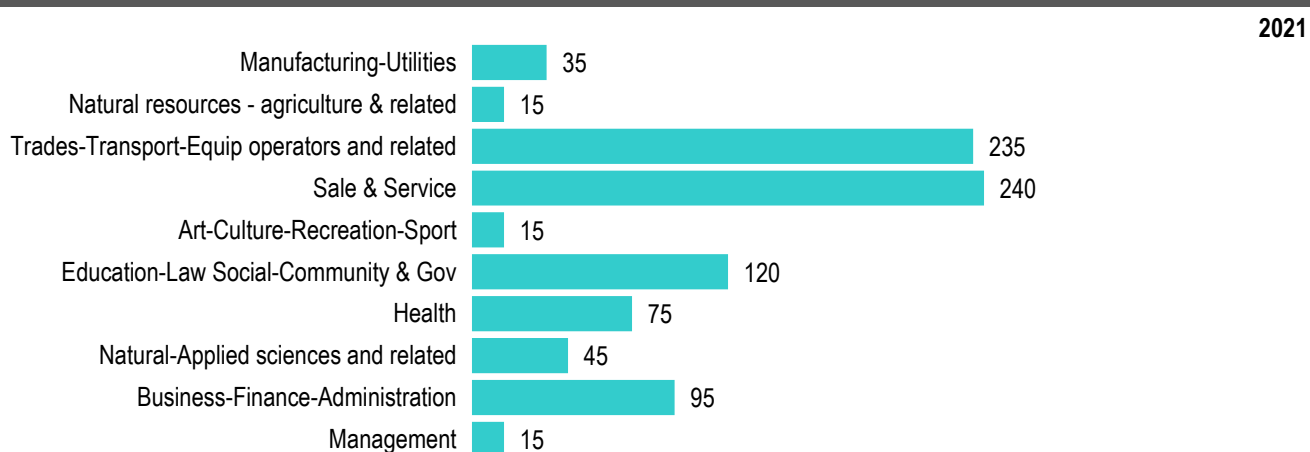
Source: Statistics Canada, Income Statistics Division, T1 Family File (T1FF) based on the final tax file, 2021

Personal Income



Source: Statistics Canada, Income Statistics Division, T1 Family File (T1FF) based on the final tax file, 2021

Major Occupation



Source: 2021 Census