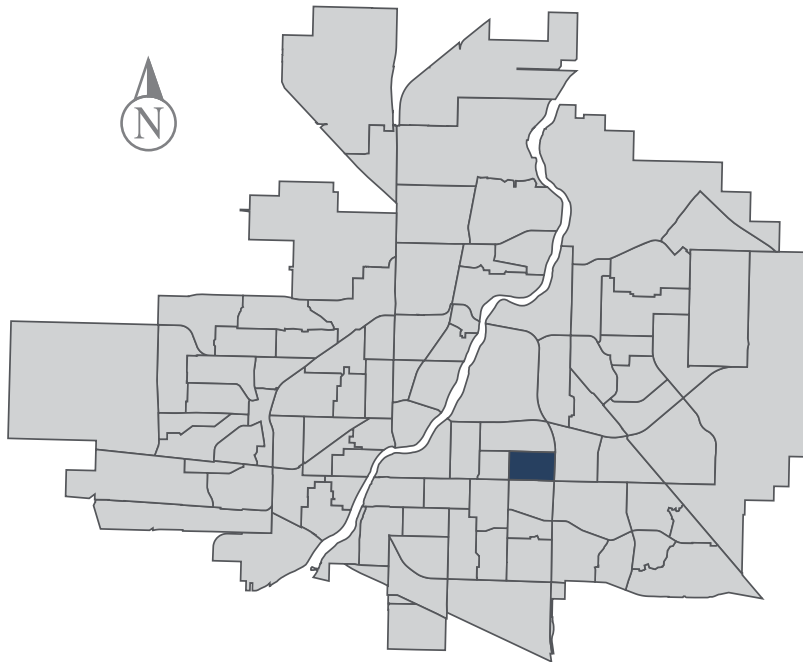


# Greystone Heights

## MUNICIPAL WARD 8



Population  
2,982



## COMMUNITY QUICK FACTS



62.6%

homeownership



\$315,081

average  
sale price



\$35,800

median  
personal  
income

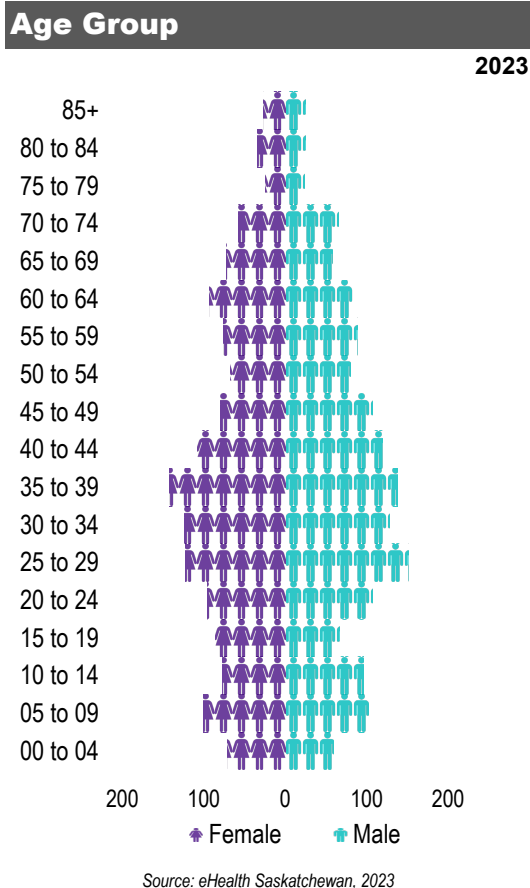
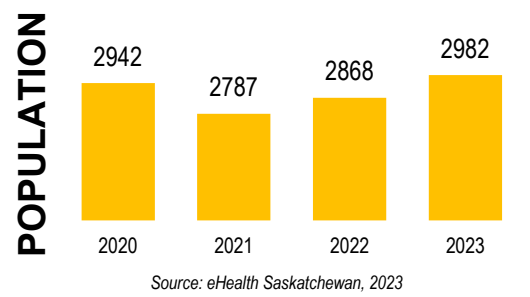


2.5

household  
size



# GREYSTONE HEIGHTS



## Ethnic Diversity

\* Higher number indicates greater diversity

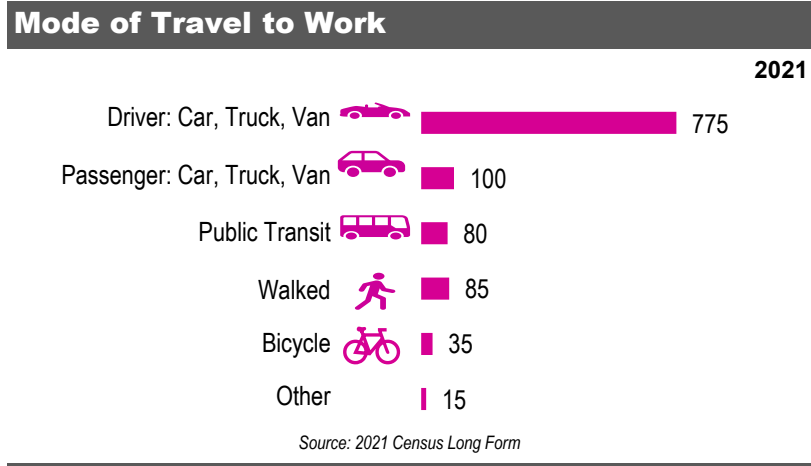
Location	2021
Greystone Heights	0.69
Saskatoon	0.46

Source: 2021 Census

## Mother Tongue

Top Languages	2021
English	1775
Mandarin	165
Urdu	15
Arabic	115
Tagalog (Pilipino, Filipino)	0

Source: 2021 Census



## Registered Vehicles

	2021	2022
Total (LV & PV)	2196	2496
Per Person	0.8	0.8
Saskatoon Per Person	0.8	0.9

LV - light vehicles (commercial & private) PV - private passenger vehicle

Source: SGI

## Education Level

2021

No Certificate/diploma/degree	70
High school certificate or equivalent	275
Apprentice/trades certificate/diploma	90
College/CEGEP/non-university cert./dipl.	235
University diploma or degree	50

Source: 2021 Census Long Form

## Postsecondary Enrolment

	2020	2021	2022
Saskatchewan Polytechnic	50	41	41
University of Saskatchewan	247	244	227

Source: Saskatchewan Polytechnic Administrative Office and University of Saskatchewan Registrar's Office

## Enrolment by School

	2020	2021	2022
P- Saskatoon Public School			
Greystone Heights School (p)	398	381	400
St. Frances School - Bateman (s)	179	202	208
S - Greater Saskatoon Catholic Schools			

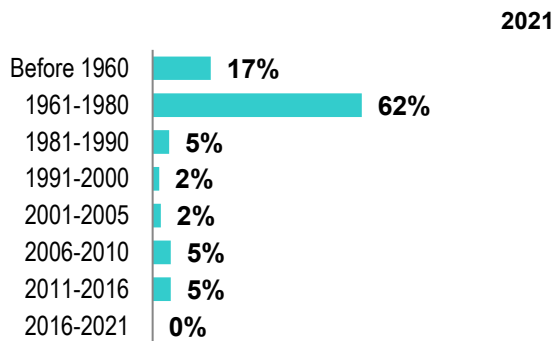
Source: Saskatoon Public School Division & Greater Saskatoon Catholic Schools

## Household Structure

	2021
One-family households	585
Multiple-family households	0
Non-family households	370
Total one-parent families	85
Total households	1020
Household size	2.5

Source: 2021 Census

## Age of Dwelling



Source: 2021 Census

## Housing Affordability

Median Multiple	2021	2022
Saskatoon	3.98	3.81
Greystone Heights	4.28	3.72

Note: Median Multiple of 3.0 & under is rated as "affordable"

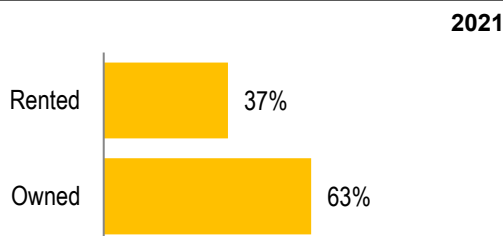
Source: City of Saskatoon, Assessment & Taxation and RBC Economics Research

## Housing Costs

	2021
Average Owner's Major Payments	\$1,445
Average Gross Rent	\$1,156

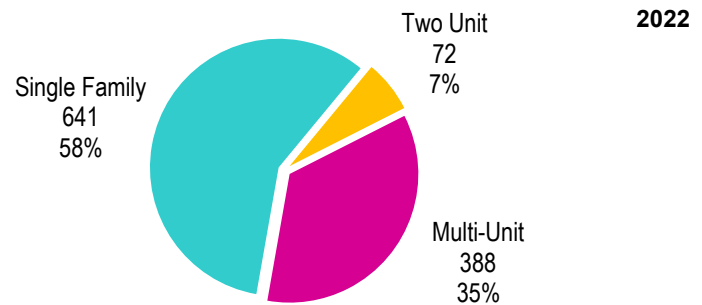
Source: 2021 Census

## Housing by Tenure



Source: 2021 Census

## Dwelling Unit Count



Total Dwellings	1101
Neighbourhood Area	98.7 hectares / 244.0 acres
Dwelling Units per Area	11.2 per hectare / 4.5 per acre

Source: City of Saskatoon, Planning & Development

## Real Estate Sales

2022	No. of Sales	Average Price
Condo Townhouse	0	\$ -
High Rise Apt Condo	0	\$ -
Low Rise Apt Condo	7	\$ 220,714
Semi-detached	0	\$ -
Semi-detached - two titles	0	\$ -
Single Family Dwelling	36	\$ 409,447

Source: City of Saskatoon, Assessment & Taxation

## Park Space

2022	Hectares	Acres
Total Park Area	6.5	16.1
Population per Park Area	458.6	185.6

Park Type: N - Neighbourhood D - District MD - Multi-district  
SU - Special Use I - Industrial

Albert Milne	N	0.7	1.8
Greystone	N	4.4	10.9
Holland	N	0.7	1.7
Morton	N	0.1	0.2
St Patrick	N	0.6	1.4

Source: City of Saskatoon, Planning & Development

# GREYSTONE HEIGHTS

## Voter Turn-out (%)

Provincial	2007	76%
Federal	2008	63%
Civic	2009	35%
Federal	2011	59%
Provincial	2011	64%
Civic	2012	37%
Federal	2015	79%
Provincial	2016	40%
Civic	2016	38%
Federal	2019	81%
Provincial	2020	58%
Civic	2020	34%

## Licensed Home-Based Businesses

	2021	2022
Saskatoon	5353	5293
Greystone Heights	42	40

Source: City of Saskatoon, Business License Program

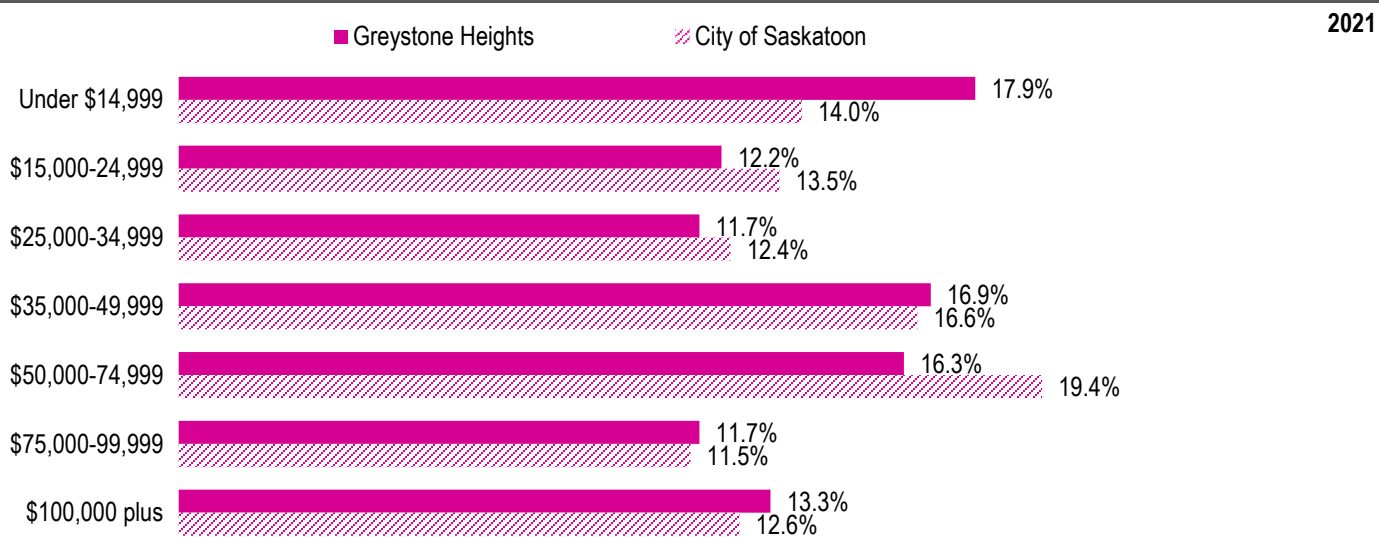
## Labour Force

	Greystone Heights	Saskatoon
<b>Labour Force Participation Rate</b>	70.8%	69.7%
<b>Economic Dependency Ratio</b>	18.9%	19.5%
<b>Median Total Income (personal)</b>	\$41,200	\$43,820
<b>Provincial Index of Median Income (base=100)</b>	98.00	104.20
<b>Canadian Index of Median Income (base=100)</b>	98.90	105.20

Source: City of Saskatoon, City Clerk's office; Elections Saskatchewan; and Elections Canada

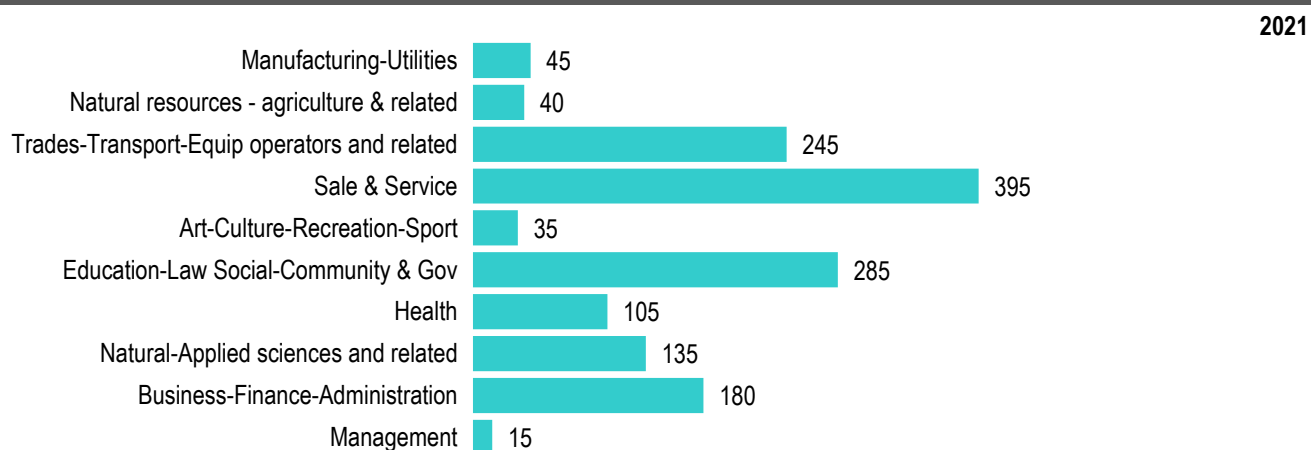
Source: Statistics Canada, Income Statistics Division, T1 Family File (T1FF) based on the final tax file, 2021

## Personal Income



Source: Statistics Canada, Income Statistics Division, T1 Family File (T1FF) based on the final tax file, 2021

## Major Occupation



Source: 2021 Census