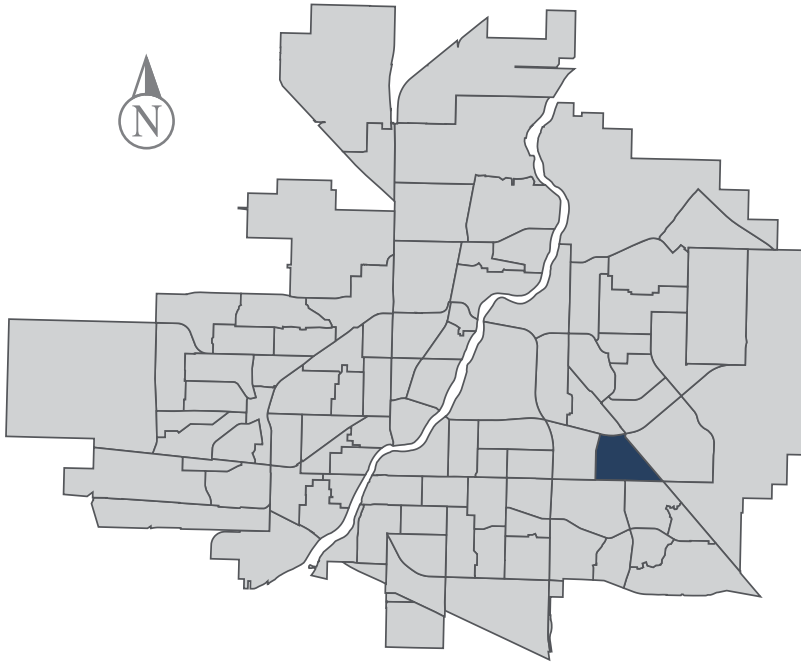


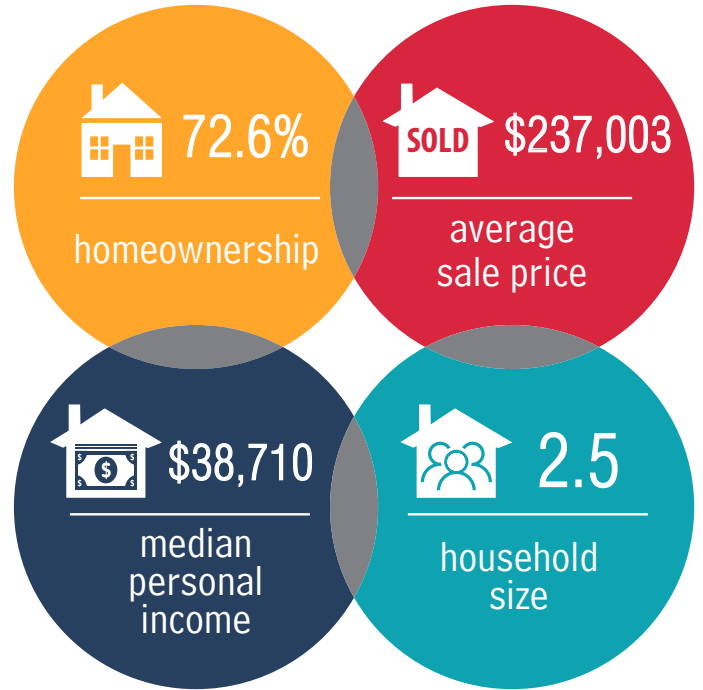
# College Park East

## MUNICIPAL WARD 8


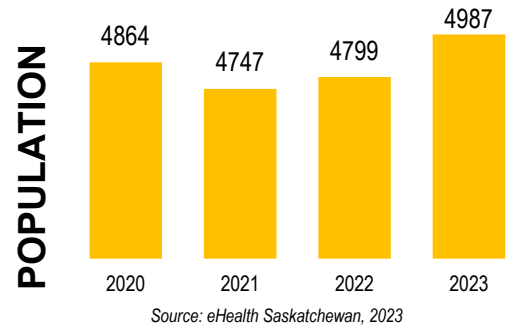
 **Population**  
4,987



## COMMUNITY QUICK FACTS



# COLLEGE PARK EAST



## Ethnic Diversity

\* Higher number indicates greater diversity

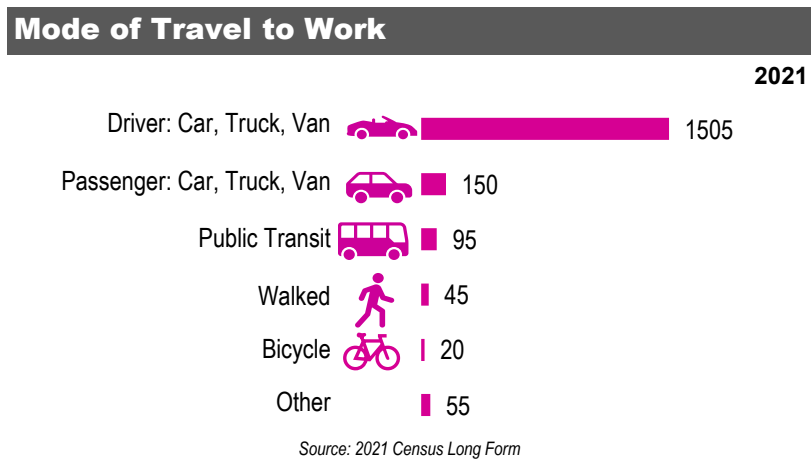
| Location          | 2021 |
|-------------------|------|
| College Park East | 0.50 |
| Saskatoon         | 0.46 |

Source: 2021 Census

## Mother Tongue

| Top Languages | 2021 |
|---------------|------|
| English       | 3235 |
| Urdu          | 100  |
| French        | 55   |
| Gujarati      | 130  |
| Mandarin      | 135  |
| Cantonese     | 15   |
| Tigrigna      | 0    |

Source: 2021 Census



## Registered Vehicles

|                      | 2021 | 2022 |
|----------------------|------|------|
| Total (LV & PV)      | 4258 | 4191 |
| Per Person           | 0.9  | 0.8  |
| Saskatoon Per Person | 0.8  | 0.9  |

LV - light vehicles (commercial & private) PV - private passenger vehicle

Source: SGI

## Education Level

2021

|  |     |
|--|-----|
| No Certificate/diploma/degree            | 140 |
| High school certificate or equivalent    | 580 |
| Apprentice/trades certificate/diploma    | 285 |
| College/CEGEP/non-university cert./dipl. | 405 |
| University diploma or degree             | 100 |

Source: 2021 Census Long Form

## Postsecondary Enrolment

|                            | 2020 | 2021 | 2022 |
|----------------------------|------|------|------|
| Saskatchewan Polytechnic   | 64   | 67   | 75   |
| University of Saskatchewan | 215  | 225  | 222  |

Source: Saskatchewan Polytechnic Administrative Office and University of Saskatchewan Registrar's Office

## Enrolment by School

|  | 2020 | 2021 | 2022 |
|--|------|------|------|
| P- Saskatoon Public School             |      |      |      |
| Roland Michener School (p)             | 198  | 203  | 195  |
| St. Augustine School (s)               | 201  | 191  | 206  |
| S - Greater Saskatoon Catholic Schools |      |      |      |

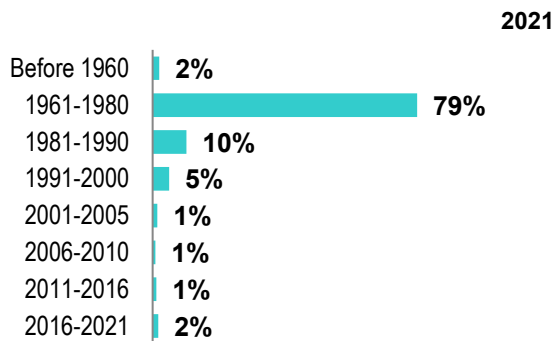
Source: Saskatoon Public School Division & Greater Saskatoon Catholic Schools

## Household Structure

|                            | 2021 |
|----------------------------|------|
| One-family households      | 1080 |
| Multiple-family households | 15   |
| Non-family households      | 555  |
| Total one-parent families  | 205  |
| Total households           | 1750 |
| Household size             | 2.5  |

Source: 2021 Census

## Age of Dwelling



Source: 2021 Census

## Housing Affordability

| Median Multiple   | 2021 | 2022 |
|-------------------|------|------|
| Saskatoon         | 3.98 | 3.81 |
| College Park East | 3.76 | 2.80 |

Note: Median Multiple of 3.0 & under is rated as "affordable"

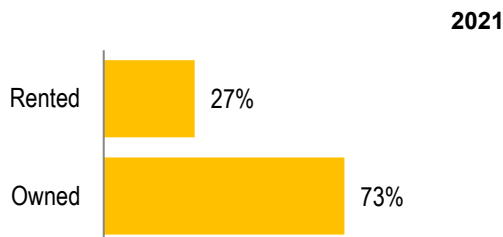
Source: City of Saskatoon, Assessment & Taxation and RBC Economics Research

## Housing Costs

|                                | 2021    |
|--------------------------------|---------|
| Average Owner's Major Payments | \$1,280 |
| Average Gross Rent             | \$1,156 |

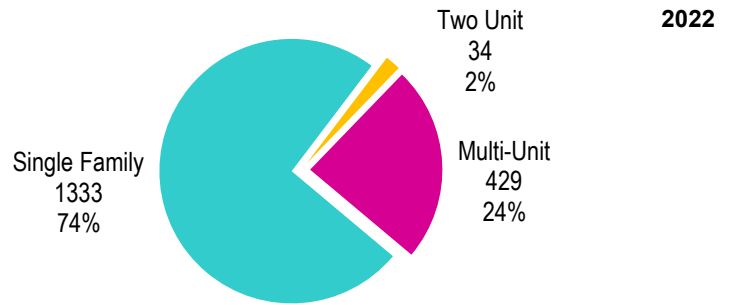
Source: 2021 Census

## Housing by Tenure



Source: 2021 Census

## Dwelling Unit Count



|                                |                         |                     |
|--------------------------------|-------------------------|---------------------|
| <b>Total Dwellings</b>         | <b>1796</b>             |                     |
| <b>Neighbourhood Area</b>      | <b>160.5 hectares</b>   | <b>396.6 acres</b>  |
| <b>Dwelling Units per Area</b> | <b>11.2 per hectare</b> | <b>4.5 per acre</b> |

Source: City of Saskatoon, Planning & Development

## Real Estate Sales

| 2022                       | No. of Sales | Average Price |
|----------------------------|--------------|---------------|
| Condo Townhouse            | 0            | \$ -          |
| High Rise Apt Condo        | 0            | \$ -          |
| Low Rise Apt Condo         | 9            | \$ 121,656    |
| Semi-detached              | 0            | \$ -          |
| Semi-detached - two titles | 0            | \$ -          |
| Single Family Dwelling     | 63           | \$ 352,351    |

Source: City of Saskatoon, Assessment & Taxation

## Park Space

| 2022                            | Hectares | Acres |
|---------------------------------|----------|-------|
| <b>Total Park Area</b>          | 16.6     | 41.1  |
| <b>Population per Park Area</b> | 300.2    | 121.5 |

Park Type: N - Neighbourhood D - District MD - Multi-district  
SU - Special Use I - Industrial

|                          |          |      |      |
|--------------------------|----------|------|------|
| <b>Edward McCourt</b>    | <b>D</b> | 6.0  | 14.8 |
| <b>Sidney L Buckwold</b> | <b>N</b> | 10.6 | 26.2 |

Source: City of Saskatoon, Planning & Development

# COLLEGE PARK EAST

## Voter Turn-out (%)

|            |      |     |
|------------|------|-----|
| Provincial | 2007 | 72% |
| Federal    | 2008 | 54% |
| Civic      | 2009 | 30% |
| Federal    | 2011 | 53% |
| Provincial | 2011 | 55% |
| Civic      | 2012 | 36% |
| Federal    | 2015 | 75% |
| Provincial | 2016 | 47% |
| Civic      | 2016 | 35% |
| Federal    | 2019 | 70% |
| Provincial | 2020 | 60% |
| Civic      | 2020 | 32% |

## Licensed Home-Based Businesses

|                   | 2021 | 2022 |
|-------------------|------|------|
| Saskatoon         | 5353 | 5293 |
| College Park East | 95   | 91   |

Source: City of Saskatoon, Business License Program

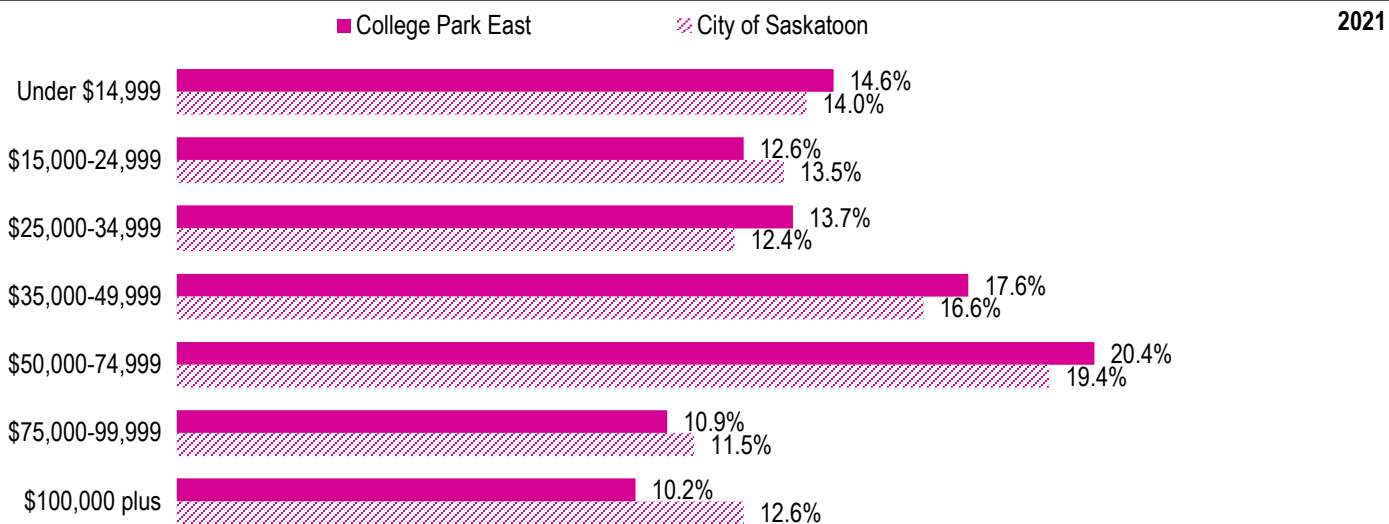
## Labour Force

|   | College Park East | Saskatoon |
|---|-------------------|-----------|
| <b>Labour Force Participation Rate</b>              | 72.3%             | 69.7%     |
| <b>Economic Dependency Ratio</b>                    | 20.3%             | 19.5%     |
| <b>Median Total Income (personal)</b>               | \$42,560          | \$43,820  |
| <b>Provincial Index of Median Income (base=100)</b> | 101.20            | 104.20    |
| <b>Canadian Index of Median Income (base=100)</b>   | 102.20            | 105.20    |

Source: City of Saskatoon, City Clerk's office; Elections Saskatchewan; and Elections Canada

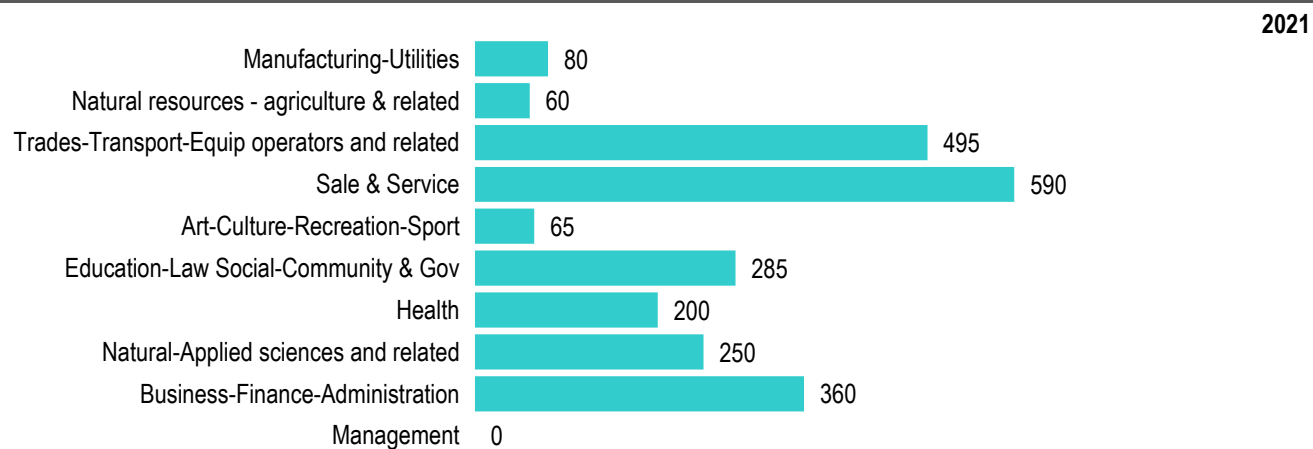
Source: Statistics Canada, Income Statistics Division, T1 Family File (T1FF) based on the final tax file, 2021

## Personal Income



Source: Statistics Canada, Income Statistics Division, T1 Family File (T1FF) based on the final tax file, 2021

## Major Occupation



Source: 2021 Census