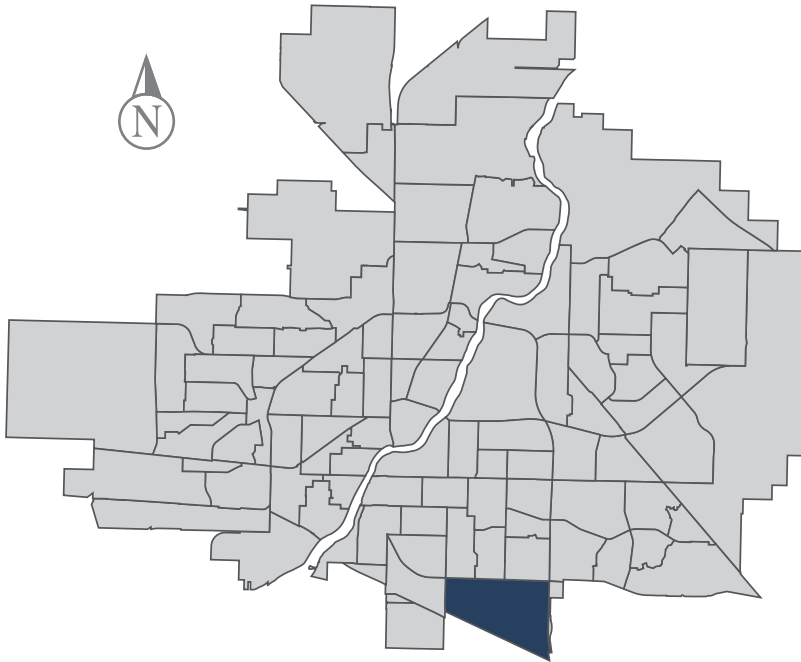


# Stonebridge

## MUNICIPAL WARD 7

 Population  
16,392



## COMMUNITY QUICK FACTS



66.2%

homeownership



**SOLD** \$333,023

average  
sale price



\$52,010

median  
personal  
income

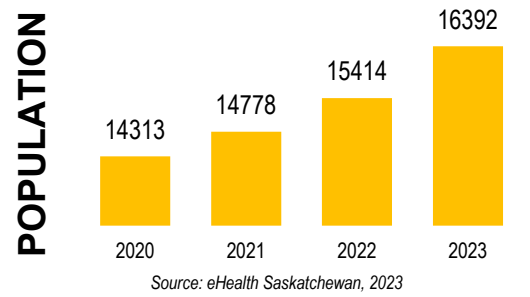


2.6

household  
size



# STONEBRIDGE



## Ethnic Diversity

\* Higher number indicates greater diversity

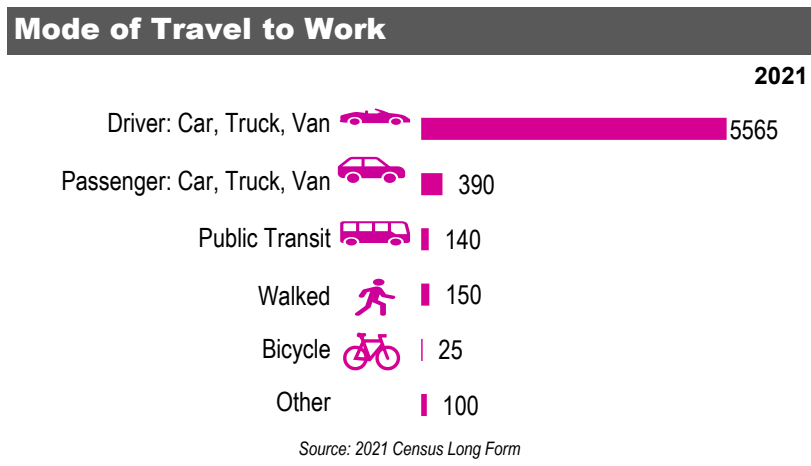
Location	2021
Stonebridge	0.66
Saskatoon	0.46

Source: 2021 Census

## Mother Tongue

Top Languages	2021
English	10000
Mandarin	865
Tagalog (Pilipino, Filipino)	265
French	165
Urdu	315
Bengali	95

Source: 2021 Census



## Registered Vehicles

	2021	2022
Total (LV & PV)	11882	13177
Per Person	0.8	0.8
Saskatoon Per Person	0.8	0.9

LV - light vehicles (commercial & private) PV - private passenger vehicle

Source: SGI

## Education Level

### 2021

No Certificate/diploma/degree	240
High school certificate or equivalent	1490
Apprentice/trades certificate/diploma	610
College/CEGEP/non-university cert./dipl.	1380
University diploma or degree	535

Source: 2021 Census Long Form

## Postsecondary Enrolment

	2020	2021	2022
Saskatchewan Polytechnic	202	177	187
University of Saskatchewan	858	747	759

Source: Saskatchewan Polytechnic Administrative Office and University of Saskatchewan Registrar's Office

## Enrolment by School

	2020	2021	2022
P- Saskatoon Public School			
Chief Whitecap School (p)	873	918	1025
St. Kateri Tekakwitha School (s)	623	709	798
S - Greater Saskatoon Catholic Schools			

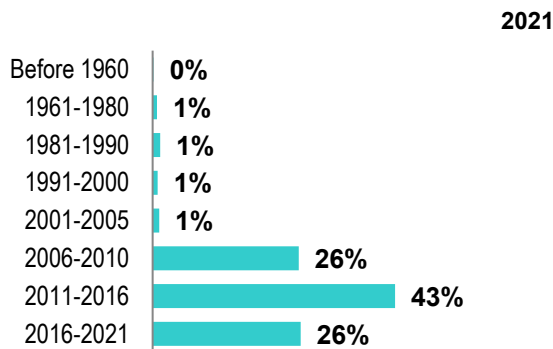
Source: Saskatoon Public School Division & Greater Saskatoon Catholic Schools

## Household Structure

	2021
One-family households	3510
Multiple-family households	30
Non-family households	1785
Total one-parent families	465
Total households	5570
Household size	2.6

Source: 2021 Census

## Age of Dwelling



Source: 2021 Census

## Housing Affordability

Median Multiple	2021	2022
Saskatoon	3.98	3.81
Stonebridge	4.32	3.94

Note: Median Multiple of 3.0 & under is rated as "affordable"

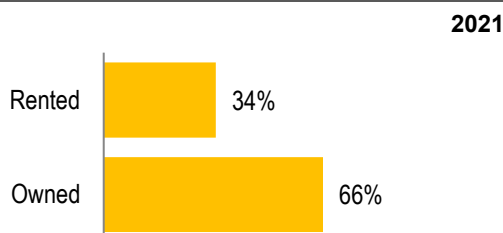
Source: City of Saskatoon, Assessment & Taxation and RBC Economics Research

## Housing Costs

	2021
Average Owner's Major Payments	\$1,922
Average Gross Rent	\$1,580

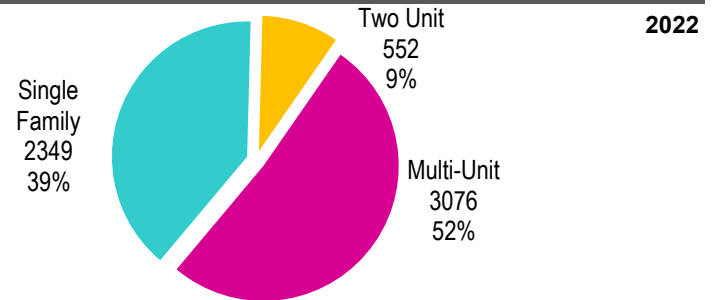
Source: 2021 Census

## Housing by Tenure



Source: 2021 Census

## Dwelling Unit Count



Total Dwellings	5977
Neighbourhood Area	446.5 hectares 1103.2 acres
Dwelling Units per Area	13.4 per hectare 5.4 per acre

Source: City of Saskatoon, Planning & Development

## Real Estate Sales

2022	No. of Sales	Average Price
Condo Townhouse	12	\$ 210,649
High Rise Apt Condo	0	\$ -
Low Rise Apt Condo	66	\$ 219,323
Semi-detached	0	\$ -
Semi-detached - two titles	7	\$ 381,114
Single Family Dwelling	166	\$ 521,005

Source: City of Saskatoon, Assessment & Taxation

## Park Space

2022	Hectares	Acres
Total Park Area	49.1	121.3
Population per Park Area	333.8	135.1

Park Type: N - Neighbourhood D - District MD - Multi-district  
SU- Special Use I - Industrial

Alexander MacGillivray Young	N	9.2	22.8
Alfred Bence	N	0.4	1.1
Blair Nelson	N	4.4	10.8
Cecil A Wheaton	N	0.4	1.0
Donald Koyl	N	0.5	1.3
Evelyn G Edwards	N	0.4	1.1
Howard Harding	N	0.8	2.0
John Cameron	N	0.4	1.0
Mark Thompson	N	3.4	8.4
Marshall Hawthorne	N	8.2	20.3
Oren Wilson	N	0.4	1.0
Owen Mann	N	0.5	1.1
Patricia Roe	N	0.8	2.1
Peter Zakreski	D	17.8	44.0
Robert H Freeland	N	0.7	1.8
Walter Wood	N	0.2	0.6
William Anderson	N	0.4	0.9

Source: City of Saskatoon, Planning & Development

# STONEBRIDGE

## Voter Turn-out (%)

Provincial	2007	65%
Federal	2008	57%
Civic	2009	35%
Federal	2011	58%
Provincial	2011	45%
Civic	2012	52%
Federal	2015	69%
Provincial	2016	30%
Civic	2016	33%
Federal	2019	70%
Provincial	2020	63%
Civic	2020	27%

## Licensed Home-Based Businesses

	2021	2022
Saskatoon	5353	5293
Stonebridge	280	301

Source: City of Saskatoon, Business License Program

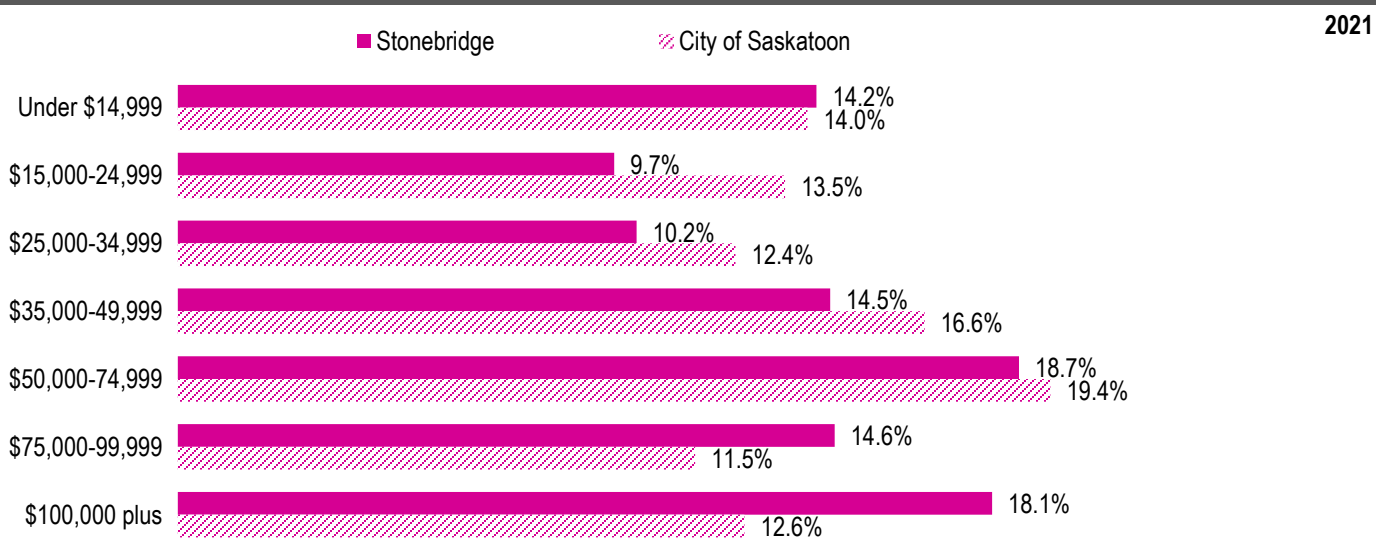
## Labour Force

	Stonebridge	Saskatoon
<b>Labour Force Participation Rate</b>	77.6%	69.7%
<b>Economic Dependency Ratio</b>	10.8%	19.5%
<b>Median Total Income (personal)</b>	\$51,410	\$43,820
<b>Provincial Index of Median Income (base=100)</b>	122.20	104.20
<b>Canadian Index of Median Income (base=100)</b>	123.40	105.20

Source: City of Saskatoon, City Clerk's office; Elections Saskatchewan; and Elections Canada

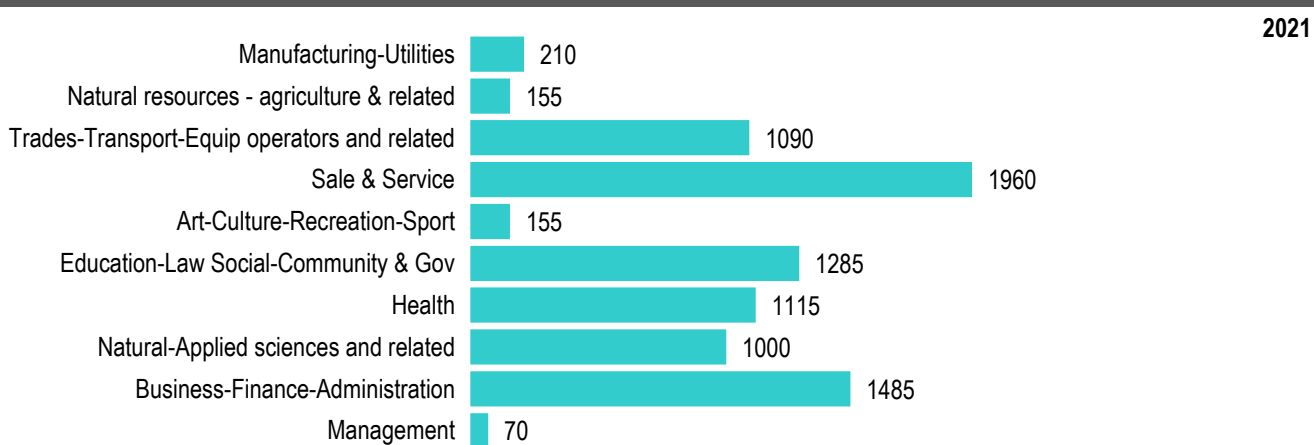
Source: Statistics Canada, Income Statistics Division, T1 Family File (T1FF) based on the final tax file, 2021

## Personal Income



Source: Statistics Canada, Income Statistics Division, T1 Family File (T1FF) based on the final tax file, 2021

## Major Occupation



Source: 2021 Census