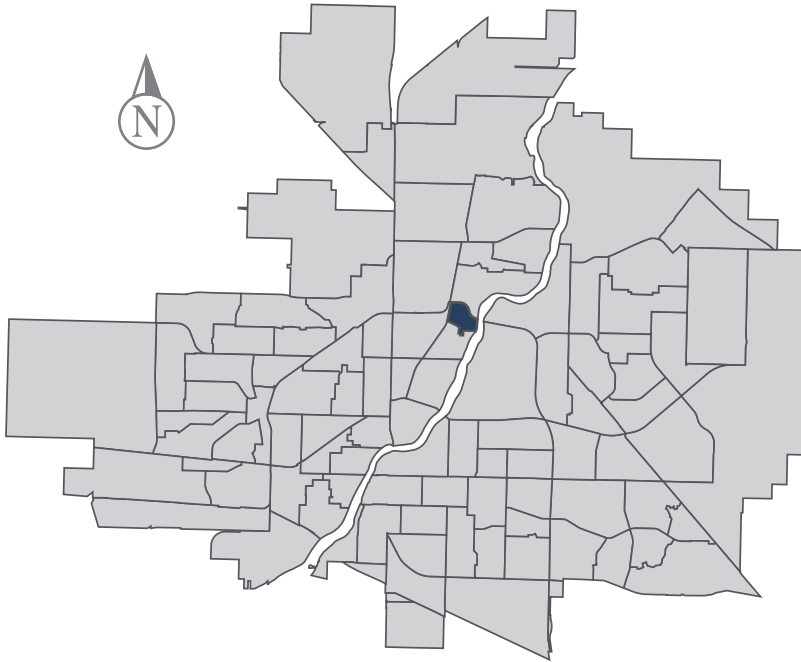


Richmond Heights

MUNICIPAL WARD 1

 Population
998



COMMUNITY QUICK FACTS



79.0%

homeownership



\$420,021

average
sale price



\$46,160

median
personal
income


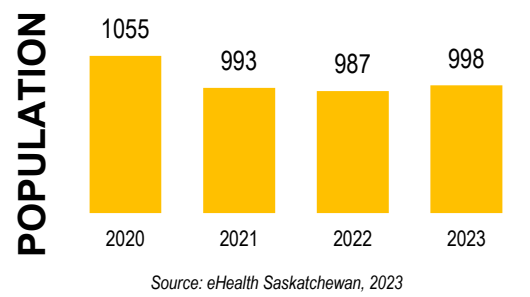


2.5

household
size



RICHMOND HEIGHTS



Ethnic Diversity

* Higher number indicates greater diversity

Location	2021
Richmond Heights	0.14
Saskatoon	0.46

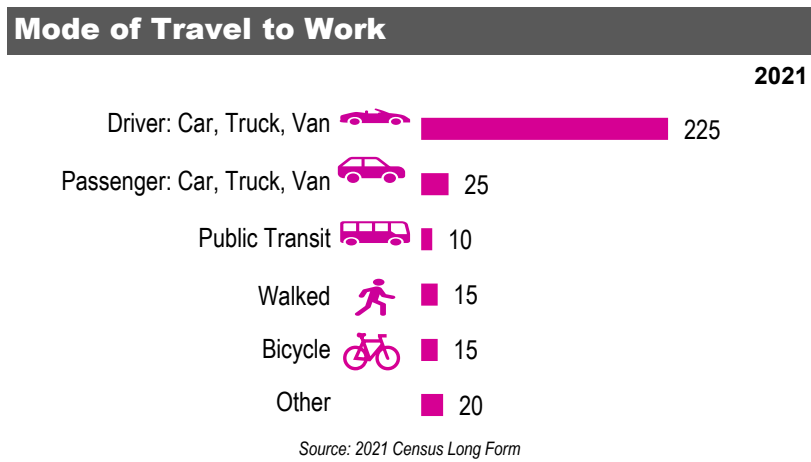
Source: 2021 Census

Mother Tongue

2021

Top Languages	2021
English	740
German	20
Korean	0
Russian	0
Vietnamese	0

Source: 2021 Census



Registered Vehicles

	2021	2022
Total (LV & PV)	695	807
Per Person	0.7	0.8
Saskatoon Per Person	0.8	0.9

LV - light vehicles (commercial & private) PV - private passenger vehicle

Source: SGI

Education Level

2021

No Certificate/diploma/degree	35
High school certificate or equivalent	95
Apprentice/trades certificate/diploma	70
College/CEGEP/non-university cert./dipl.	85
University diploma or degree	25

Source: 2021 Census Long Form

Postsecondary Enrolment

	2020	2021	2022
Saskatchewan Polytechnic	7	8	4
University of Saskatchewan	22	29	26

Source: Saskatchewan Polytechnic Administrative Office and University of Saskatchewan Registrar's Office

Enrolment by School

P - Saskatoon Public School S - Greater Saskatoon Catholic Schools

	2020	2021	2022
No schools located in neighbourhood			

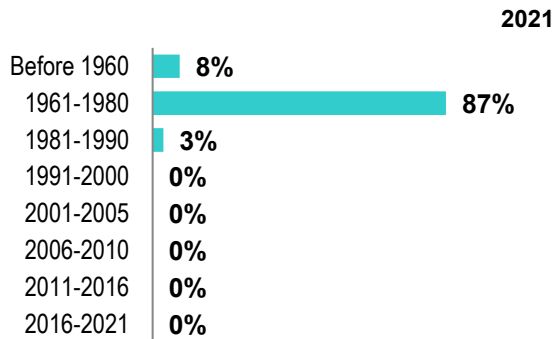
Source: Saskatoon Public School Division & Greater Saskatoon Catholic Schools

Household Structure

	2021
One-family households	195
Multiple-family households	0
Non-family households	100
Total one-parent families	30
Total households	310
Household size	2.5

Source: 2021 Census

Age of Dwelling



Source: 2021 Census

Housing Affordability

Median Multiple	2021	2022
Saskatoon	3.98	3.81
Richmond Heights	4.29	4.96

Note: Median Multiple of 3.0 & under is rated as "affordable"

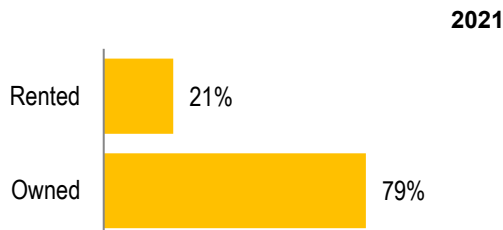
Source: City of Saskatoon, Assessment & Taxation and RBC Economics Research

Housing Costs

	2021
Average Owner's Major Payments	\$1,230
Average Gross Rent	\$1,440

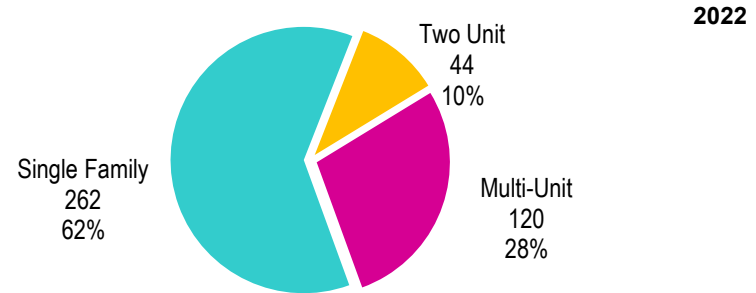
Source: 2021 Census

Housing by Tenure



Source: 2021 Census

Dwelling Unit Count



Total Dwellings	426	
Neighbourhood Area	47.4 hectares	117.0 acres
Dwelling Units per Area	9.0 per hectare	3.6 per acre

Source: City of Saskatoon, Planning & Development

Real Estate Sales

2022	No. of Sales	Average Price
Condo Townhouse	0	\$ -
High Rise Apt Condo	0	\$ -
Low Rise Apt Condo	0	\$ -
Semi-detached	0	\$ -
Semi-detached - two titles	0	\$ -
Single Family Dwelling	18	\$ 420,021

Source: City of Saskatoon, Assessment & Taxation

Park Space

2022	Hectares	Acres
Total Park Area	9.9	24.6
Population per Park Area	100.4	40.6

Park Type: N - Neighbourhood D - District MD - Multi-district
SU - Special Use I - Industrial

GD Archibald Memorial	D	4.0	10.0
GD Archibald North	N	3.4	8.4
GD Archibald West	N	1.1	2.6
Meewasin	SU	1.4	3.5

Source: City of Saskatoon, Planning & Development

RICHMOND HEIGHTS

Voter Turn-out (%)

Provincial	2007	77%
Federal	2008	57%
Civic	2009	37%
Federal	2011	54%
Provincial	2011	71%
Civic	2012	33%
Federal	2015	72%
Provincial	2016	55%
Civic	2016	36%
Federal	2019	70%
Provincial	2020	64%
Civic	2020	30%

Licensed Home-Based Businesses

	2021	2022
Saskatoon	5353	5293
Richmond Heights	14	18

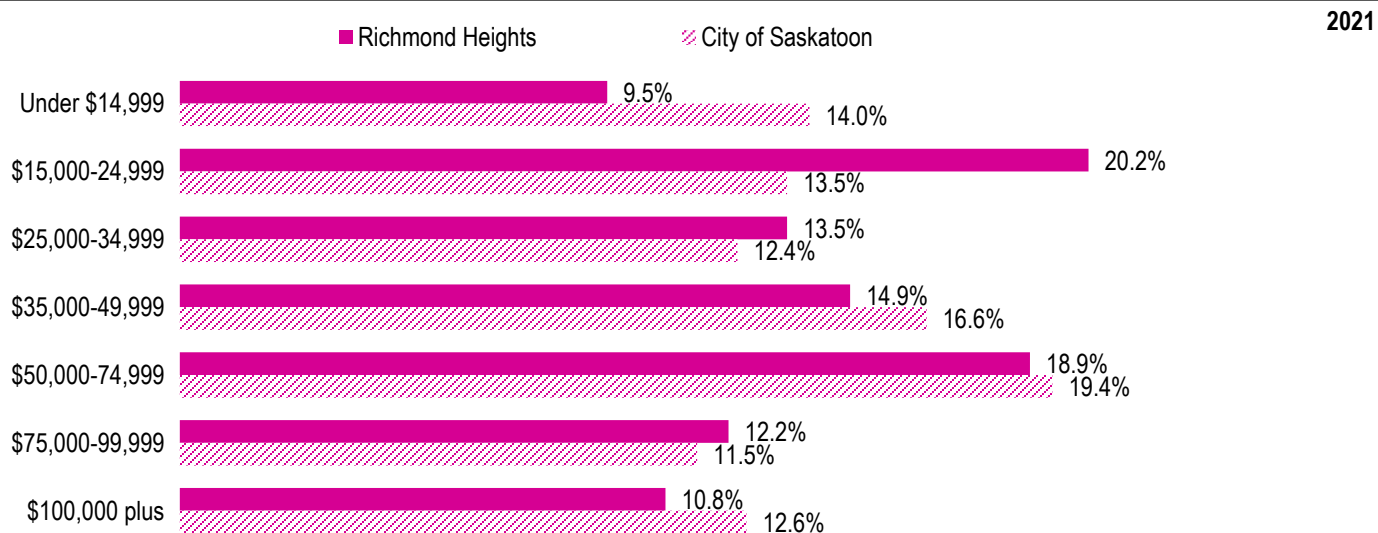
Source: City of Saskatoon, Business License Program

Labour Force

	Richmond Heights	Saskatoon
Labour Force Participation Rate	55.8%	69.7%
Economic Dependency Ratio	32.1%	19.5%
Median Total Income (personal)	\$41,120	\$43,820
Provincial Index of Median Income (base=100)	97.80	104.20
Canadian Index of Median Income (base=100)	98.70	105.20

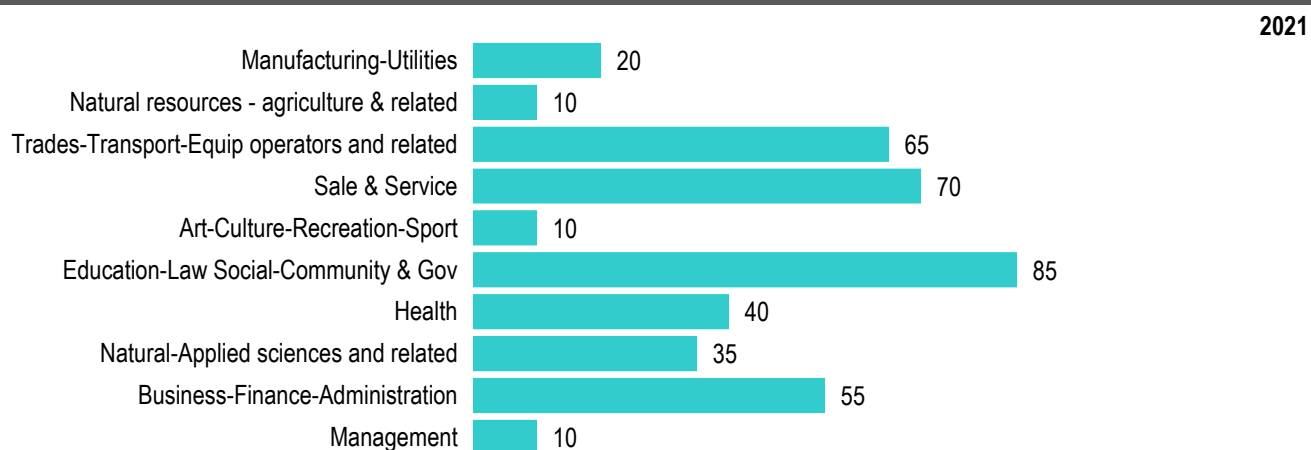
Source: Statistics Canada, Income Statistics Division, T1 Family File (T1FF) based on the final tax file, 2021

Personal Income



Source: Statistics Canada, Income Statistics Division, T1 Family File (T1FF) based on the final tax file, 2021

Major Occupation



Source: 2021 Census