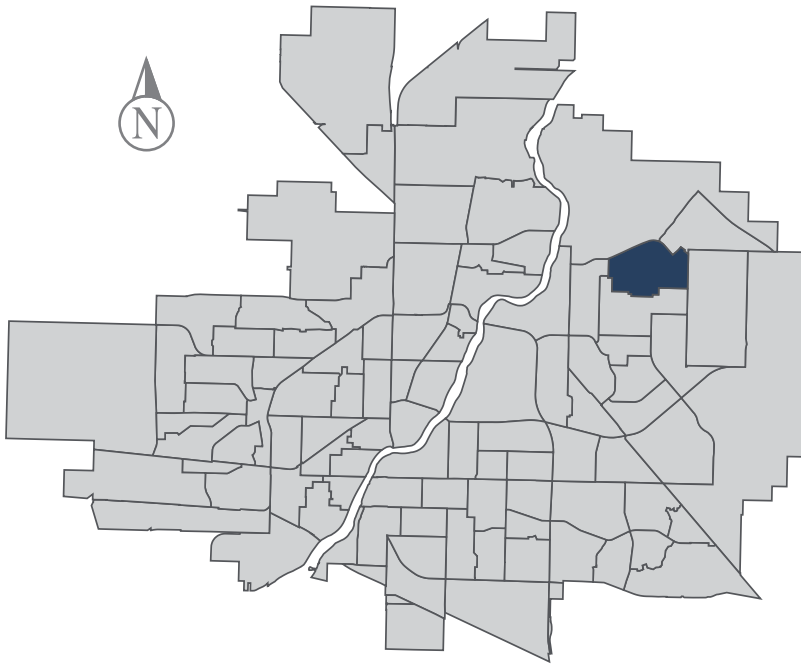


Evergreen

MUNICIPAL WARD 10



Population
10,495



COMMUNITY QUICK FACTS



67.0%

homeownership



\$347,266

average
sale price



\$51,510

median
personal
income

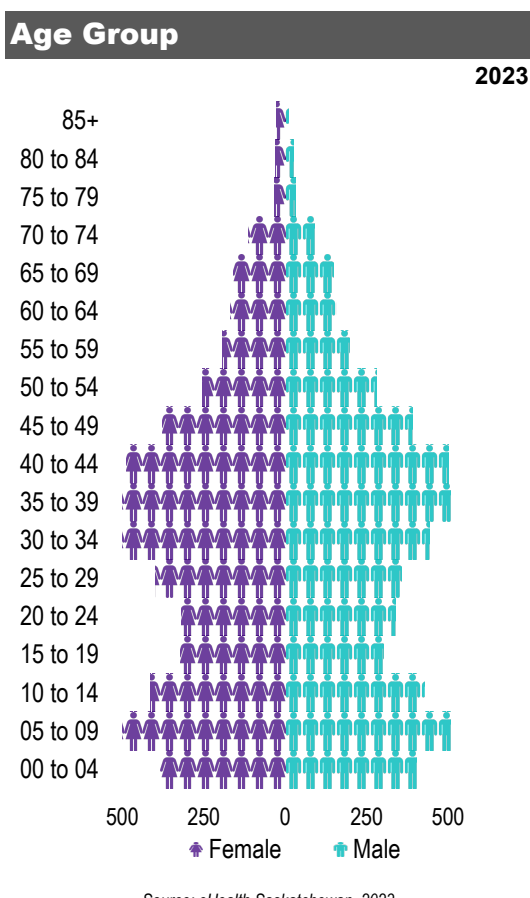
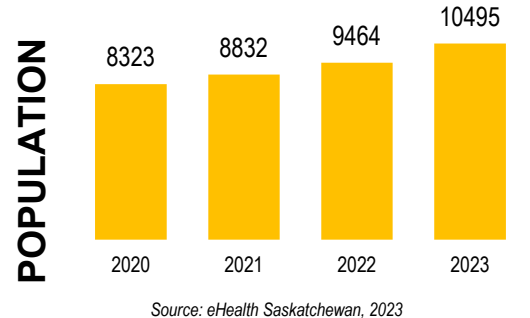


2.8

household
size



EVERGREEN



Ethnic Diversity

* Higher number indicates greater diversity

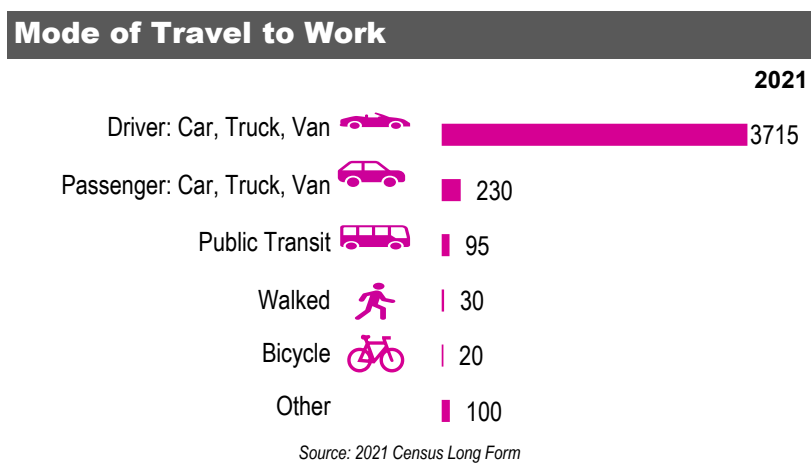
Location	2021
Evergreen	0.57
Saskatoon	0.46

Source: 2021 Census

Mother Tongue

Top Languages	2021
English	6795
Mandarin	445
Tagalog (Pilipino, Filipino)	155
Punjabi (Panjabi)	340
Urdu	240
French	90
Persian (Farsi)	0

Source: 2021 Census



Registered Vehicles

	2021	2022
Total (LV & PV)	7616	8380
Per Person	0.8	0.8
Saskatoon Per Person	0.8	0.9

LV - light vehicles (commercial & private) PV - private passenger vehicle

Source: SGI

Education Level

2021

No Certificate/diploma/degree	180
High school certificate or equivalent	1070
Apprentice/trades certificate/diploma	410
College/CEGEP/non-university cert./dipl.	890
University diploma or degree	295

Source: 2021 Census Long Form

Postsecondary Enrolment

	2020	2021	2022
Saskatchewan Polytechnic	118	113	128
University of Saskatchewan	555	579	554

Source: Saskatchewan Polytechnic Administrative Office and University of Saskatchewan Registrar's Office

Enrolment by School

	2020	2021	2022
P- Saskatoon Public School			
St. Nicholas School (s)	419	469	614
Sylvia Fedoruk School (p)	610	686	855
S - Greater Saskatoon Catholic Schools			

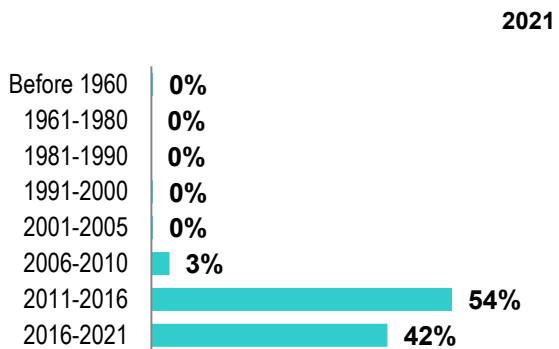
Source: Saskatoon Public School Division & Greater Saskatoon Catholic Schools

Household Structure

	2021
One-family households	2205
Multiple-family households	20
Non-family households	975
Total one-parent families	310
Total households	3410
Household size	2.8

Source: 2021 Census

Age of Dwelling



Source: 2021 Census

Housing Affordability

Median Multiple	2021	2022
Saskatoon	4.11	3.98
Evergreen	4.78	4.83

Note: Median Multiple of 3.0 & under is rated as "affordable"

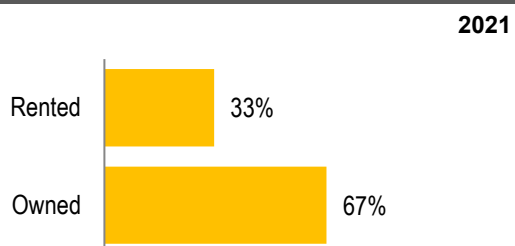
Source: City of Saskatoon, Assessment & Taxation and RBC Economics Research

Housing Costs

	2021
Average Owner's Major Payments	\$2,244
Average Gross Rent	\$1,504

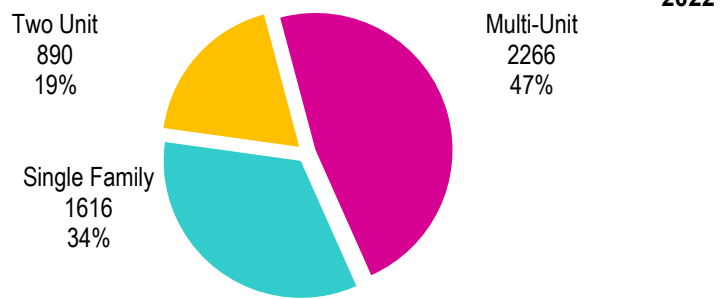
Source: 2021 Census

Housing by Tenure



Source: 2021 Census

Dwelling Unit Count



Total Dwellings	4772
Neighbourhood Area	261.7 hectares / 646.6 acres
Dwelling Units per Area	18.2 per hectare / 7.4 per acre

Source: City of Saskatoon, Planning & Development

Real Estate Sales

2022	No. of Sales	Average Price
Condo Townhouse	15	\$ 207,967
High Rise Apt Condo	0	\$ -
Low Rise Apt Condo	31	\$ 220,189
Semi-detached	0	\$ -
Semi-detached - two titles	0	\$ -
Single Family Dwelling	135	\$ 613,644

Source: City of Saskatoon, Assessment & Taxation

Park Space

2022	Hectares	Acres
Total Park Area	26.4	65.3
Population per Park Area	394.2	159.5

Park Type: N - Neighbourhood D - District MD - Multi-district
SU - Special Use I - Industrial

Cannam	N	2.6	6.5
Edward S Blain	N	0.3	0.8
Elaine Hnatyshyn	N	1.6	3.9
Elaine Hnatyshyn West	N	0.2	0.5
Evergreen Square	SU	0.4	1.0
Funk	N	7.2	17.7
George Dyck	N	1.3	3.2
Jill Postlethwaite	N	0.3	0.6
John Brockelbank	N	1.3	3.3
Misaskwatomina	D	4.8	12.0
Klombies	N	1.2	3.1
Korpan	N	0.2	0.6
Lacoursiere	N	0.5	1.3
Prebble	N	1.5	3.6
Richards	N	2.9	7.2

Source: City of Saskatoon, Planning & Development

EVERGREEN

Voter Turn-out (%)

Provincial	2007	N/A
Federal	2008	N/A
Civic	2009	N/A
Federal	2011	N/A
Provincial	2011	N/A
Civic	2012	41%
Federal	2015	68%
Provincial	2016	36%
Civic	2016	47%
Federal	2019	71%
Provincial	2020	57%
Civic	2020	29%

Licensed Home-Based Businesses

	2021	2022
Saskatoon	5353	5293
Evergreen	218	224

Source: City of Saskatoon, Business License Program

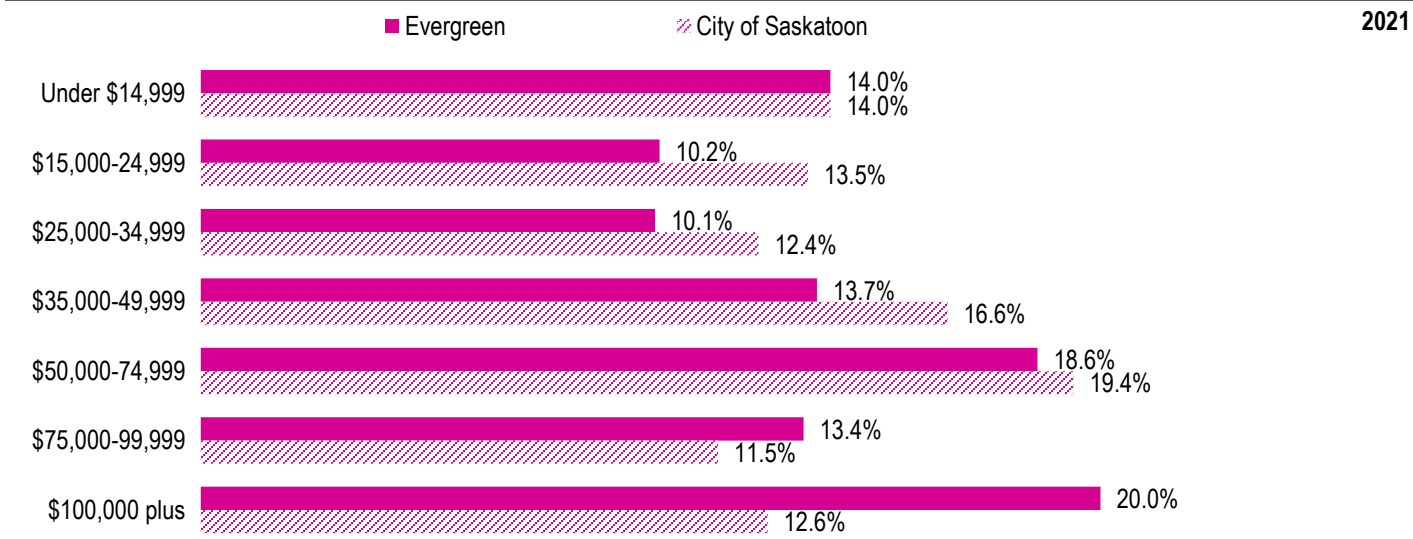
Labour Force

	Evergreen	Saskatoon
Labour Force Participation Rate	79.3%	69.7%
Economic Dependency Ratio	9.2%	19.5%
Median Total Income (personal)	\$52,420	\$43,820
Provincial Index of Median Income (base=100)	124.60	104.20
Canadian Index of Median Income (base=100)	125.90	105.20

Source: City of Saskatoon, City Clerk's office; Elections Saskatchewan; and Elections Canada

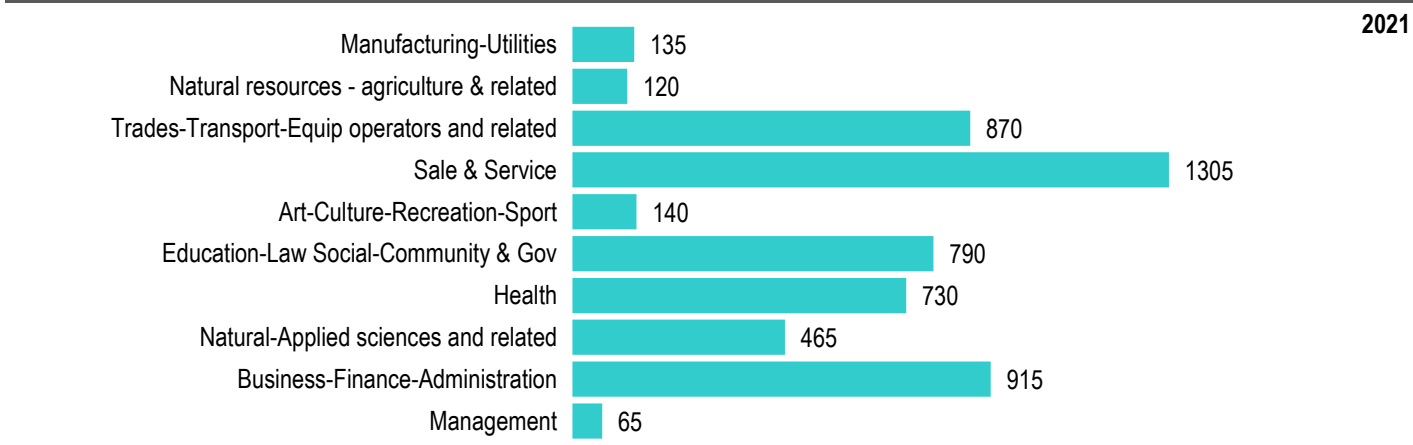
Source: Statistics Canada, Income Statistics Division, T1 Family File (T1FF) based on the final tax file, 2021

Personal Income



Source: Statistics Canada, Income Statistics Division, T1 Family File (T1FF) based on the final tax file, 2021

Major Occupation



2021