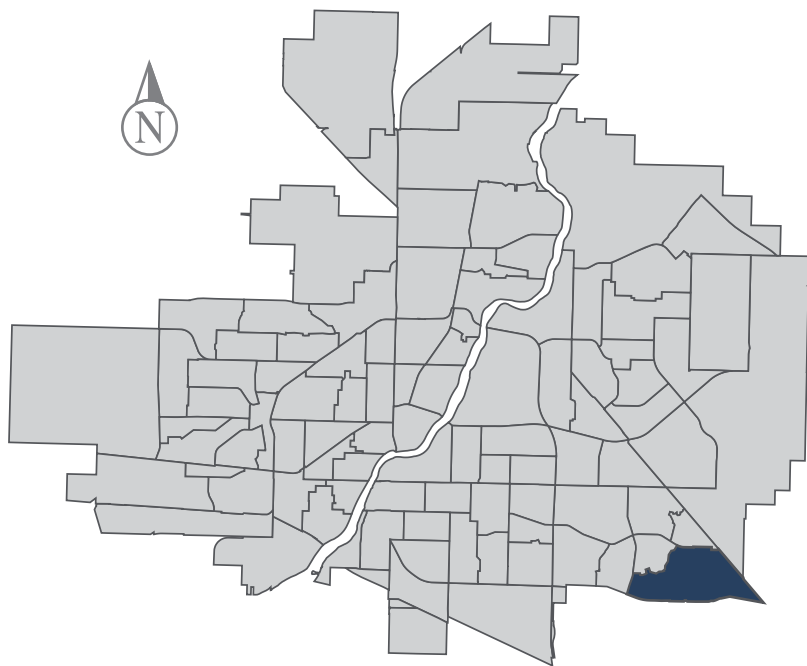


# Rosewood

## MUNICIPAL WARD 9



Population  
7,575



## COMMUNITY QUICK FACTS



81.2%

homeownership



\$404,889

average  
sale price



\$53,150

median  
personal  
income



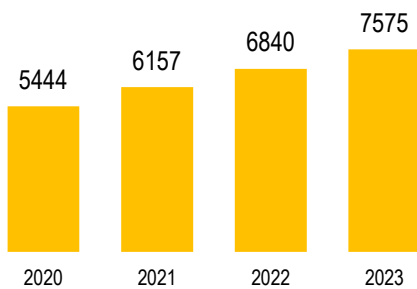
3.0

household  
size



# ROSEWOOD

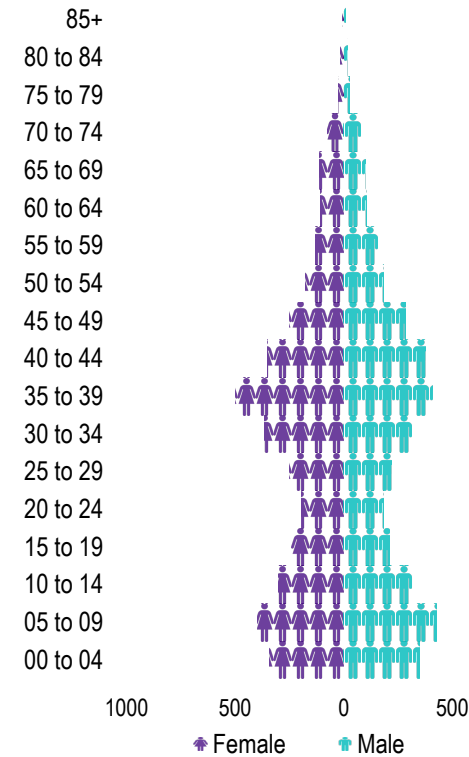
## POPULATION



Source: eHealth Saskatchewan, 2023

## Age Group

2023



Source: eHealth Saskatchewan, 2023

## Ethnic Diversity

	2021
* Higher number indicates greater diversity	
Rosewood	0.72
Saskatoon	0.46

Source: 2021 Census

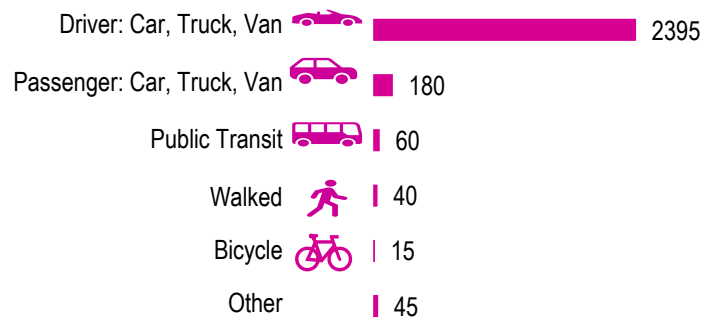
## Mother Tongue

Top Languages	2021
English	4050
Mandarin	195
Urdu	225
Punjabi (Panjabi)	195
Pashto	10
Cantonese	135
Arabic	80

Source: 2021 Census

## Mode of Travel to Work

2021



Source: 2021 Census Long Form

## Registered Vehicles

	2021	2022
Total (LV & PV)	4662	5274
Per Person	0.7	0.7
Saskatoon Per Person	0.8	0.9

LV - light vehicles (commercial & private) PV - private passenger vehicle

Source: SGI

## Education Level

2021

No Certificate/diploma/degree	190
High school certificate or equivalent	560
Apprentice/trades certificate/diploma	235
College/CEGEP/non-university cert./dipl.	570
University diploma or degree	230

Source: 2021 Census Long Form

## Postsecondary Enrolment

	2020	2021	2022
Saskatchewan Polytechnic	63	76	90
University of Saskatchewan	273	303	328

Source: Saskatchewan Polytechnic Administrative Office and University of Saskatchewan Registrar's Office

## Enrolment by School

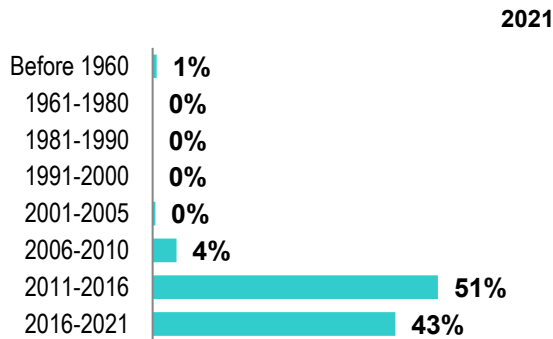
	2020	2021	2022
P- Saskatoon Public School			
S - Greater Saskatoon Catholic Schools			
Colette Bourgonje School (p)	458	507	656
St. Thérèse of Lisieux School (s)	366	450	551

## Household Structure

	2021
One-family households	1535
Multiple-family households	20
Non-family households	470
Total one-parent families	150
Total households	2150
Household size	3

Source: 2021 Census

## Age of Dwelling



Source: 2021 Census

## Housing Affordability

Median Multiple	2021	2022
Saskatoon	3.98	3.81
Rosewood	5.56	4.79

Note: Median Multiple of 3.0 & under is rated as "affordable"

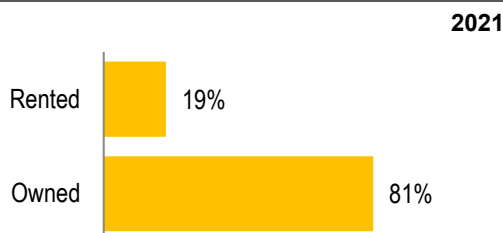
Source: City of Saskatoon, Assessment & Taxation and RBC Economics Research

## Housing Costs

	2021
Average Owner's Major Payments	\$2,236
Average Gross Rent	\$1,450

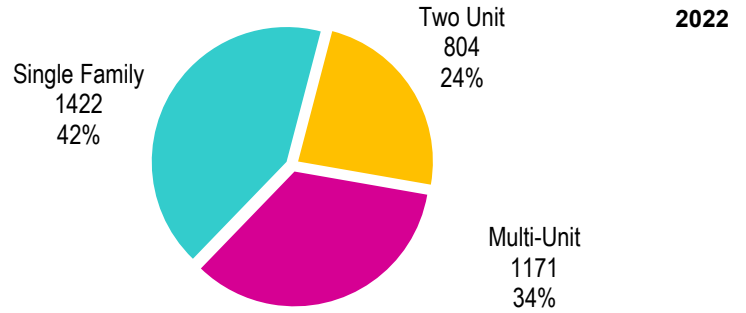
Source: 2021 Census

## Housing by Tenure



Source: 2021 Census

## Dwelling Unit Count



Total Dwellings	3397
Neighbourhood Area	365.2 hectares / 902.5 acres
Dwelling Units per Area	9.3 per hectare / 3.8 per acre

Source: City of Saskatoon, Planning & Development

## Real Estate Sales

2022	No. of Sales	Average Price
Condo Townhouse	0	\$ -
High Rise Apt Condo	0	\$ -
Low Rise Apt Condo	16	\$ 206,331
Semi-detached	0	\$ -
Semi-detached - two titles	0	\$ -
Single Family Dwelling	192	\$ 603,447

Source: City of Saskatoon, Assessment & Taxation

## Park Space

2022	Hectares	Acres
Total Park Area	15.3	37.7
Population per Park Area	496.2	200.8

Park Type: N - Neighbourhood D - District MD - Multi-district  
SU- Special Use I - Industrial

Neighbourhood	Park Type	Hectares	Acres
Adams	N	1.1	2.6
Bitz	N	0.9	2.2
Glen H Penner	N	5.0	12.2
Hyde	N	0.8	2.1
Mackay	N	3.0	7.3
Rosewood Square	N	0.3	0.8
Struthers	N	1.9	4.7
Swick	N	2.3	5.8

Source: City of Saskatoon, Planning & Development

# ROSEWOOD

## Voter Turn-out (%)

Provincial	2007	N/A
Federal	2008	N/A
Civic	2009	N/A
Federal	2011	N/A
Provincial	2011	N/A
Civic	2012	24%
Federal	2015	66%
Provincial	2016	40%
Civic	2016	32%
Federal	2019	70%
Provincial	2020	61%
Civic	2020	28%

## Licensed Home-Based Businesses

	2021	2022
Saskatoon	5353	5293
Rosewood	175	170

Source: City of Saskatoon, Business License Program

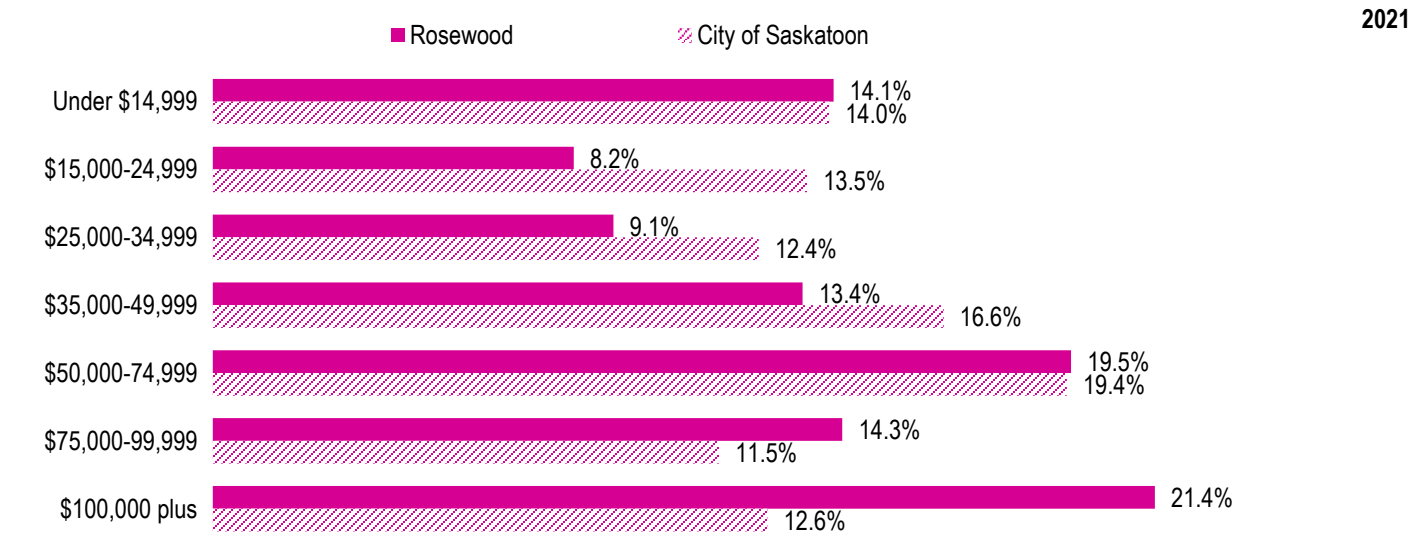
## Labour Force

	2021	
	Rosewood	Saskatoon
Labour Force Participation Rate	79.2%	69.7%
Economic Dependency Ratio	8.8%	19.5%
Median Total Income (personal)	\$56,080	\$43,820
Provincial Index of Median Income (base=100)	133.30	104.20
Canadian Index of Median Income (base=100)	134.60	105.20

Source: City of Saskatoon, City Clerk's office; Elections Saskatchewan; and Elections Canada

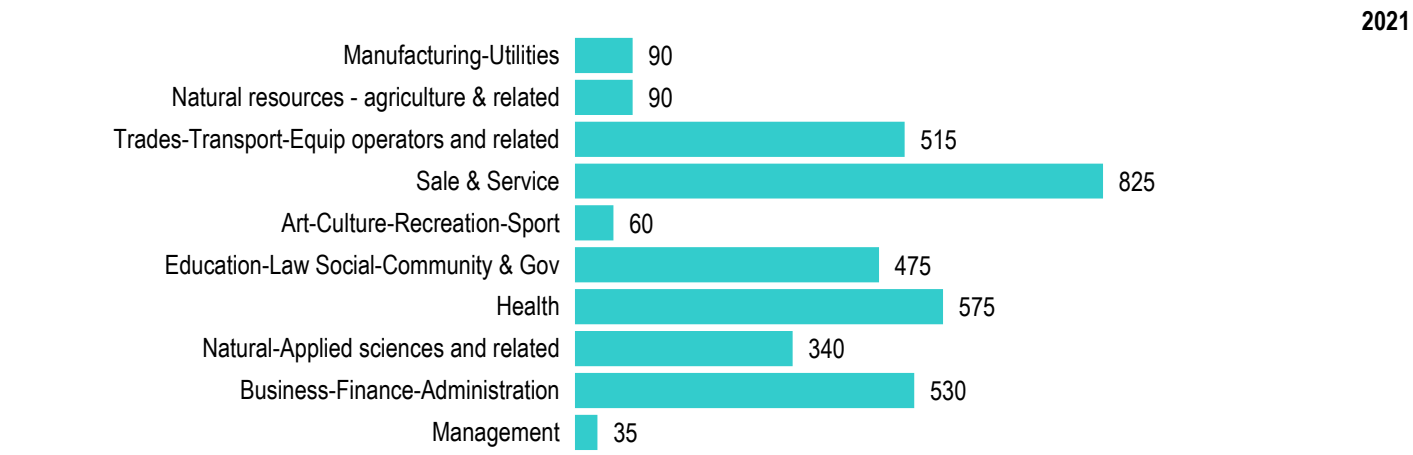
Source: Statistics Canada, Income Statistics Division, T1 Family File (T1FF) based on the final tax file, 2021

## Personal Income



Source: Statistics Canada, Income Statistics Division, T1 Family File (T1FF) based on the final tax file, 2021

## Major Occupation



Source: 2021 Census