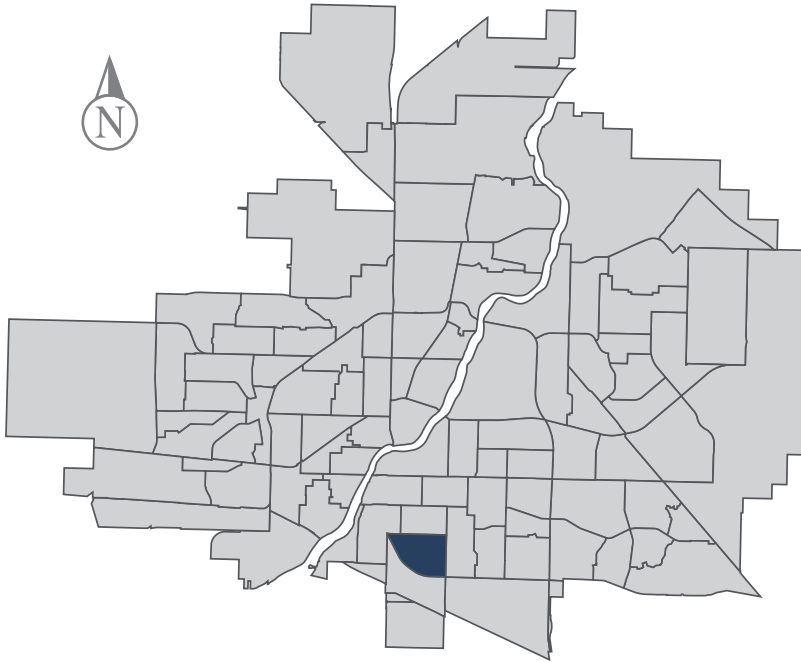


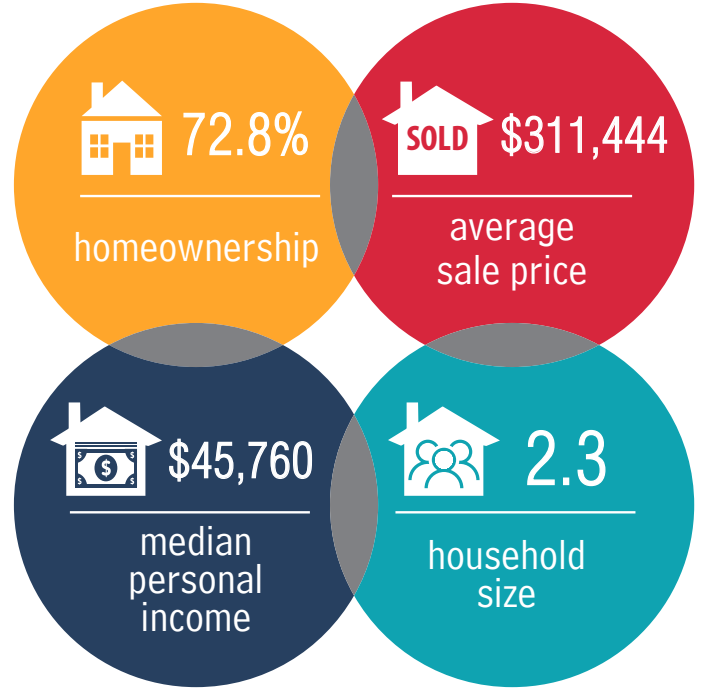
Avalon

MUNICIPAL WARD 7

 Population
3,382

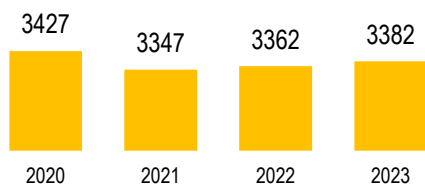


COMMUNITY QUICK FACTS



AVALON

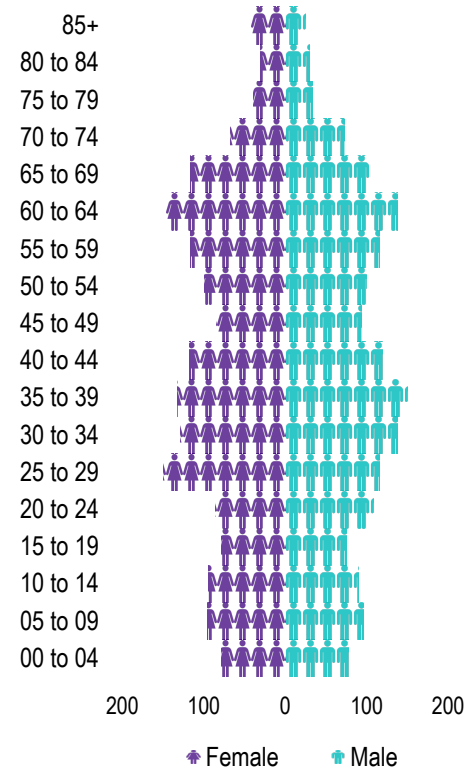
POPULATION



Source: eHealth Saskatchewan, 2023

Age Group

2023



Source: eHealth Saskatchewan, 2023

Ethnic Diversity

	2021
Avalon	0.17
Saskatoon	0.46

Source: 2021 Census

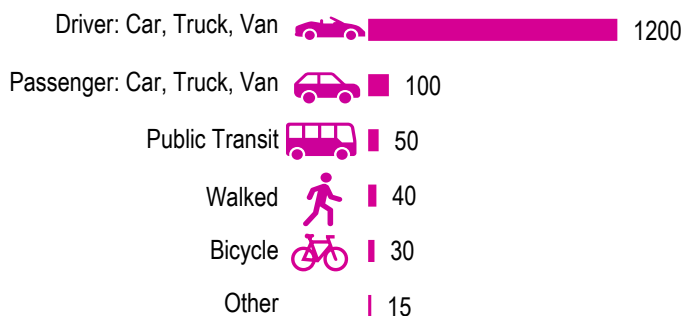
Mother Tongue

Top Languages	2021
English	2765
French	40
German	20
Ukrainian	25

Source: 2021 Census

Mode of Travel to Work

2021



Source: 2021 Census Long Form

Registered Vehicles

	2021	2022
Total (LV & PV)	3084	3222
Per Person	0.9	1.0
Saskatoon Per Person	0.8	0.9

LV - light vehicles (commercial & private) PV - private passenger vehicle

Source: SGI

Education Level

2021

No Certificate/diploma/degree	85
High school certificate or equivalent	425
Apprentice/trades certificate/diploma	230
College/CEGEP/non-university cert./dipl.	385
University diploma or degree	105

Source: 2021 Census Long Form

Postsecondary Enrolment

	2020	2021	2022
Saskatchewan Polytechnic	42	23	44
University of Saskatchewan	140	129	116

Source: Saskatchewan Polytechnic Administrative Office and University of Saskatchewan Registrar's Office

Enrolment by School

	2020	2021	2022
P- Saskatoon Public School			
Georges Vanier School (s)	442	391	426
John Lake School (p)	218	223	235
S - Greater Saskatoon Catholic Schools			

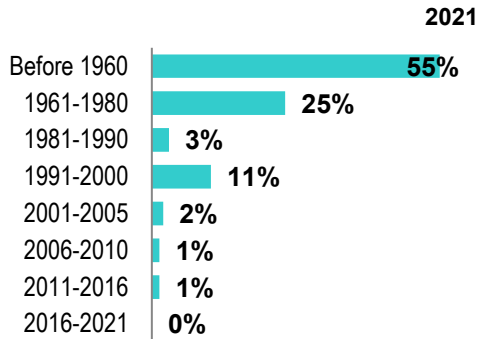
Source: Saskatoon Public School Division & Greater Saskatoon Catholic Schools

Household Structure

	2021
One-family households	830
Multiple-family households	10
Non-family households	465
Total one-parent families	165
Total households	1375
Household size	2.3

Source: 2021 Census

Age of Dwelling



Source: 2021 Census

Housing Affordability

Median Multiple	2021	2022
Saskatoon	3.98	3.81
Avalon	4.23	3.68

Note: Median Multiple of 3.0 & under is rated as "affordable"

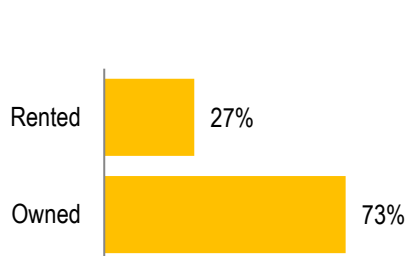
Source: City of Saskatoon, Assessment & Taxation and RBC Economics Research

Housing Costs

	2021
Average Owner's Major Payments	\$1,320
Average Gross Rent	\$1,196

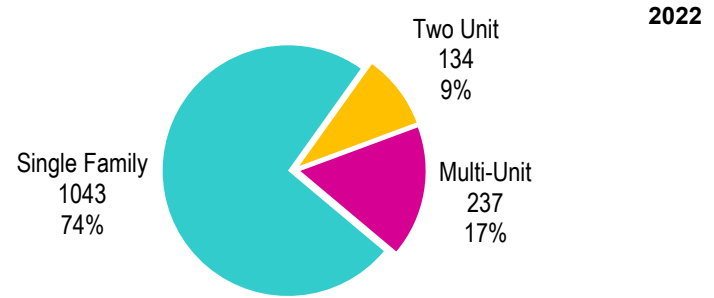
Source: 2021 Census

Housing by Tenure



Source: 2021 Census

Dwelling Unit Count



Total Dwellings	1414
Neighbourhood Area	145.8 hectares / 360.2 acres
Dwelling Units per Area	9.7 per hectare / 3.9 per acre

Source: City of Saskatoon, Planning & Development

Real Estate Sales

2022	No. of Sales	Average Price
Condo Townhouse	0	\$ -
High Rise Apt Condo	0	\$ -
Low Rise Apt Condo	1	\$ 132,500
Semi-detached	1	\$ 305,000
Semi-detached - two titles	1	\$ 422,000
Single Family Dwelling	60	\$ 386,276

Source: City of Saskatoon, Assessment & Taxation

Park Space

2022	Hectares	Acres
Total Park Area	4.0	9.8
Population per Park Area	849.6	343.8

Park Type: N - Neighbourhood D - District MD - Multi-district
SU - Special Use I - Industrial

Neighbourhood	Park Type	Hectares	Acres
Avalon	N	1.8	4.4
CP Seeley	N	0.5	1.3
John Lake	N	1.7	4.1

Source: City of Saskatoon, Planning & Development

AVALON

Voter Turn-out (%)

Provincial	2007	84%
Federal	2008	59%
Civic	2009	36%
Federal	2011	59%
Provincial	2011	62%
Civic	2012	43%
Federal	2015	74%
Provincial	2016	45%
Civic	2016	44%
Federal	2019	73%
Provincial	2020	61%
Civic	2020	37%

Licensed Home-Based Businesses

	2021	2022
Saskatoon	5353	5293
Avalon	79	75

Source: City of Saskatoon, Business License Program

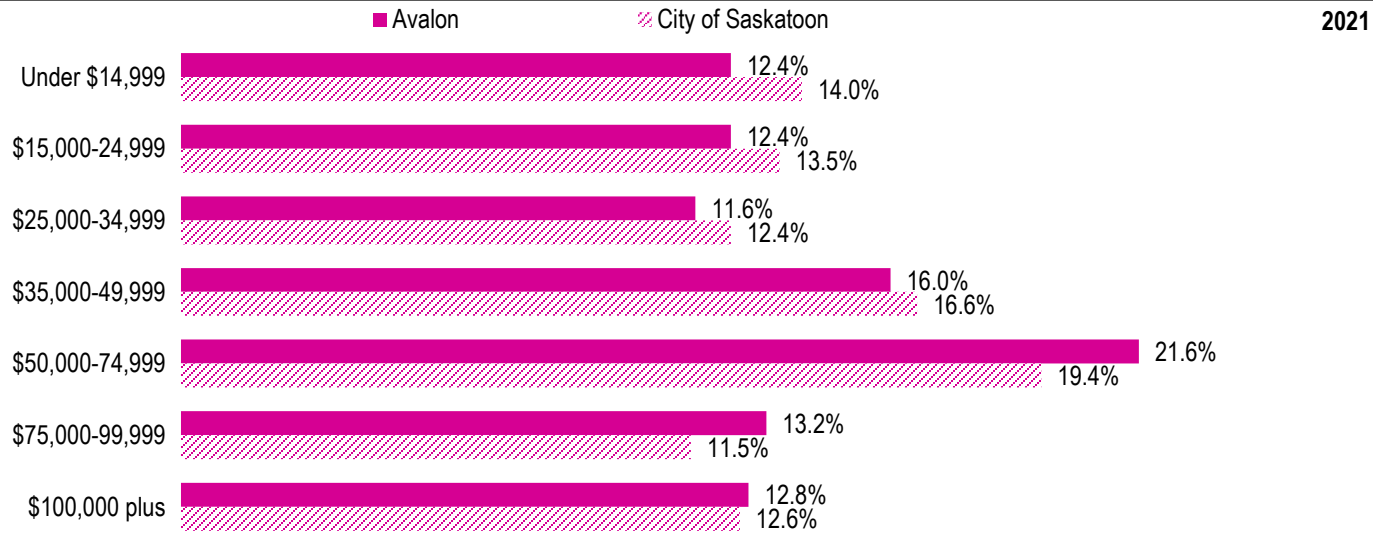
Labour Force

	2021	
	Avalon	Saskatoon
Labour Force Participation Rate	70.1%	69.7%
Economic Dependency Ratio	18.4%	19.5%
Median Total Income (personal)	\$47,530	\$43,820
Provincial Index of Median Income (base=100)	113.00	104.20
Canadian Index of Median Income (base=100)	114.10	105.20

Source: City of Saskatoon, City Clerk's office; Elections Saskatchewan; and Elections Canada

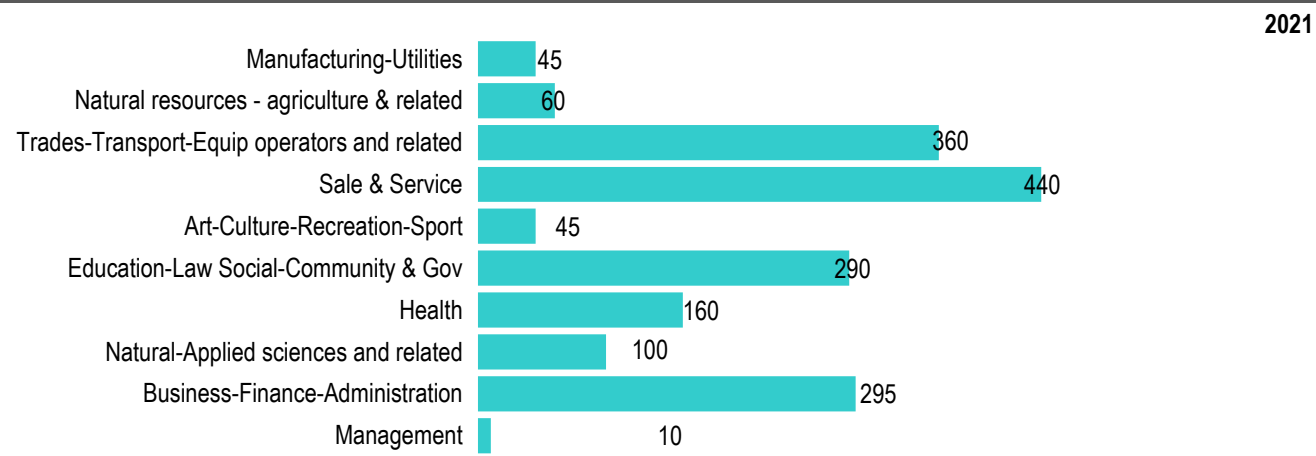
Source: Statistics Canada, Income Statistics Division, T1 Family File (T1FF) based on the final tax file, 2021

Personal Income



Source: Statistics Canada, Income Statistics Division, T1 Family File (T1FF) based on the final tax file, 2021

Major Occupation



Source: 2021 Census