



PUBLIC AGENDA
STANDING POLICY COMMITTEE ON
ENVIRONMENT, UTILITIES & CORPORATE SERVICES
TUESDAY, AUGUST 19, 2014, 2014 AT 2:00 P.M., COUNCIL CHAMBER

Councillor A. Iwanchuk
Councillor Z. Jeffries
Councillor M. Loewen
Councillor P. Lorje
Councillor E. Olauson
His Worship Mayor D. Atchison (Ex-Officio)

- 1. Call to Order**
 - 1.1 Appointment of Chair
 - 1.2 Appointment of Vice Chair
 - 1.3 Introductions
- 2. Confirmation of Agenda**
- 3. Adoption of Minutes**
- 4. Unfinished Business**
- 5. Communications** (*requiring the direction of the Committee*)
 - 5.1 Delegated Authority Matters**
 - 5.1.1 Noise Bylaw Extension, 33rd Street Fair, September 13, 2014, 10:00 a.m. to 11:00 a.m., 33rd Street West between Avenues D through F, Nicola Tabb [File No. CK. 185-9]
 - 5.1.2 Noise Bylaw Extension, Color Me Rad 5k, September 6, 2014, 7:30 a.m. to 11:00 a.m., Diefenbaker Park, Scott Ward [File No. CK. 185-9]
 - 5.1.3 Noise Bylaw Extension, ROCK THE RIVER Festival, August 22, 23, and 24, 2014, beyond 10:00 p.m. to accommodate any encore presentations following the concert held in the Delta Bessborough Gardens, Scott Ford [File No. CK. 185-9]
 - 5.1.4 Noise Bylaw Extension, Afternoon in the Park/BBQ, September 7, 2014, 11:00 a.m. to 3:00 p.m., Scotts Park, Dean Busa [File No. CK. 185-9]

- 5.1.5 Noise Bylaw Extension, 11th Annual Miles for Smiles, September 13, 2014, 7:30 a.m. to 11:00 a.m., Rotary Park, Erin Russell [File No. CK. 185-9]
- 5.1.6 Noise Bylaw Extension, GLOW Event, September 5, 2014, 6:00 p.m. to 12:00 a.m., Rotary Park, Craig Warnecke, Canadian Cancer Society [File No. CK. 185-9]
- 5.1.7 Noise Bylaw Extension, United Way Annual Kick-Off Parade, September 9, 2014, 8:00 a.m. to 9:00 am. as outlined in the submission, Jarita Greyeyes, United Way Saskatoon [File No. CK. 185-9]

Recommendation

That the requests for extensions to *The Noise Bylaw* as outlined in 5.1.1. through 5.1.8, be approved subject to any administrative conditions.

5.2 Matters Requiring Direction

- 5.2.1 2015 Budget Proposal – Saskatoon Environmental Advisory Committee [File No. CK. 1704-5]

Recommendation

That the proposed 2015 budget of the Saskatoon Environmental Advisory Committee be forwarded to the 2015 Business Plan and Budget deliberations for consideration at the appropriate time.

- 5.2.2 2013 Annual Report – Saskatoon Environmental Advisory Committee [File No. CK. 430-19] *Delegation: Dr. Michael Hill*

Recommendation

That the Standing Policy Committee on Environment, Utilities and Corporate Services recommend to City Council:

That the 2013 Annual Report – Saskatoon Environmental Advisory Committee be received as information.

6. Requests to Speak (*new matters*)

7. Reports from Administration

7.1 Delegated Authority Matters

7.1.1 Our Environment: The City of Saskatoon's 2014 Environmental Leadership Report [File No. CK. 430-78]

Recommendation

That the information be received.

7.2 Matters Requiring Direction

7.2.1 Education for Sustainable Development 2014 [File No. CK. 7550-1]

Recommendation

That the Standing Policy Committee on Environmental, Utilities and Corporate Services recommend to City Council:

1. That funding of up to \$43,500 be approved for the 2014 – 2015 Student Action for a Sustainable Future program; and
2. That the Administration report back in one year on the outcomes of the program and efforts to secure funding from other partners prior to determining an appropriate level of funding support for 2015 – 2016 and 2016 – 2017 to complete the program pilot.

7.2.2 Water and Wastewater Utilities Capital Funding Reallocation [File No. CK. 1702-1, 1815-1]

Recommendation

That the Standing Policy Committee on Environmental, Utilities and Corporate Services recommend to City Council:

1. That \$595,333 be transferred from the Wastewater Capital Project Reserve to the Water Capital Project Reserve to fund over expended water projects;
2. That \$178,250 be transferred from the Water Capital Project Reserve to Capital Project #1154-02 WTP – Sludge Recovery and Disposal;
3. That \$250,447 be transferred from the Wastewater Capital Project Reserve to Capital Project #1227-02 WWT – Sludge Disposal Struvite Removal;

4. That \$154,837 be transferred from the Wastewater Capital Project Reserve to Capital Project #1236 WWT – UV Disinfection System;
5. That \$500,000 be transferred from the Wastewater Capital Project Reserve to Capital Project #2212 WWT – Operations Facility Upgrade;
6. That \$50,000 be transferred from the Wastewater Capital Project Reserve to fund a conceptual plan for a Regional Wastewater Management System; and
7. That \$1,398,181 be transferred from the Wastewater Replacement Reserve to the Wastewater Capital Project Reserve.

8. Urgent Business

9. Adjournment

185-^c 5.1.1

From: Nicola Tabb <betteroffduds@gmail.com>
Sent: August 05, 2014 4:13 PM
To: Web E-mail - City Clerks
Subject: 33rd Street Fair

RECEIVED
AUG 05 2014
CITY CLERK'S OFFICE
SASKATOON

Good afternoon,

I'm in the process of planning the 2nd Annual 33rd Street Fair for Saturday Sept 13th. The event has been approved via the Special Event Application Form, and the blocks of Avenue D through Avenue F on 33rd St W will be closed to traffic for these hours. We are wanting to do a small marching parade (no floats, just humans!) in these two blocks with some musical instruments starting at 10am but this technically falls outside of the noise bylaw hours. Can you please let me know if an application is needed for this to be approved by City Council?

Thanks very much!

Nicola Tabb, Guv'ner

Better Off Duds | 306-979-DUDS (3837)
510A 33rd St W | Saskatoon, SK | S7L 0V8
www.facebook.com/betteroffduds | betteroffduds.ca | <http://instagram.com/betteroffduds>


185-9
5.1.2

From: CityCouncilWebForm
Sent: Wednesday, July 23, 2014 9:05 PM
To: City Council
Subject: Write a Letter to City Council

TO HIS WORSHIP THE MAYOR AND MEMBERS OF CITY COUNCIL.

FROM:

Scott Ward
1074 East 650 North
Orem, ~~Utah~~ Utah.
84097



EMAIL ADDRESS:

scottward@colormerad.com

COMMENTS:

Hi, my name is Scott Ward, I am the race director for Color Me Rad 5k coming to Saskatoon, Diefenbaker Park on 9/6/2014.

Color Me Rad 5k is a colour fun run benefiting Childrens Hospital Foundation of Saskatchewan. Last year we held our event at Diefenbaker park with around 8000 in attendance.

This year we are anticipating around 6000 people, and we ask that you consider our request for an extension to the noise bylaw for Saturday 9/6/2014 from 730 am - 11 am.

Thank you kindly,

Scott Ward
Race Director
Color Me Rad 5k

185-9
5.1.3

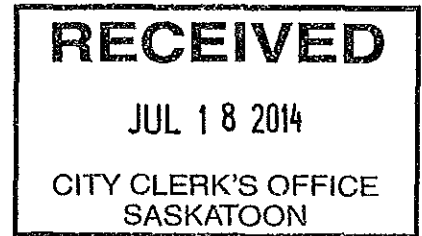
5

From: CityCouncilWebForm
Sent: Friday, July 18, 2014 12:43 PM
To: City Council
Subject: Write a Letter to City Council

TO HIS WORSHIP THE MAYOR AND MEMBERS OF CITY COUNCIL.

FROM:

Scott Ford
101 - 3515 Thatcher Avenue
Saskatoon, Saskatchewan
S7R 1C4



EMAIL ADDRESS:

S7R 1C4

COMMENTS:

Credit Union Centre respectfully request an extension of half an hour to the noise bylaw for the August 22, 23, & 24, 2014 ROCK THE RIVER Festival in the Delta Bessborough Hotel Bessborough Gardens.

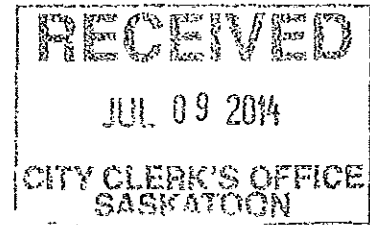
Our plan is to end the concert at 10:00pm each evening however occasionally the final artist performing will do an encore which may run past 10:00pm.

Thank you for your consideration to our request.

Scott Ford
Executive Director
Credit Union Centre

185-9
5.1.4

From: Dean Busa <deanbusa@sasktel.net>
Sent: July 08, 2014 8:50 PM
To: Web E-mail - City Clerks
Subject: Attention of City Clerks Office



To Whom it May Concern,

I would like to request an extension to the noise bylaw on September 7th, 2014.

I am organizing an afternoon in the park/BBQ for the 3 congregations that share our church building at Ave.O & 29th St. (Mount Royal Mennonite Church)

The event will run from 11am – 3pm in Scotts Park, directly behind our church. There are no immediate neighbours to this portion of the park, with the closest being across a moderate sized parcel of park space and then across the road. We are hoping to have amplified music beginning at 11am and running for the duration of our event.

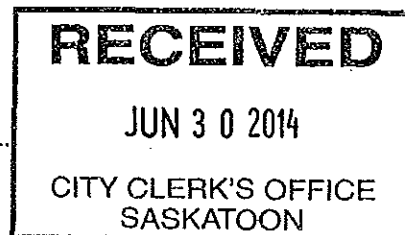
We have drafted a letter to send to the community organization letting them know the details of the event. The neighbours will also be sent invitations to join us in the park, which will outline our schedule and plans for the afternoon.

If you need any other details please contact me at this e-mail address, or at my home phone number, 306-249-4098. If it is possible, I would appreciate a response to this letter with an estimated time in which this request will be reviewed.

Thank You for your Time

Dean Busa
835 Coppermine Cres.
Saskatoon, SK
S7K 4K9.

From: CityCouncilWebForm
Sent: Saturday, June 28, 2014 2:55 PM
To: City Council
Subject: Write a Letter to City Council



TO HIS WORSHIP THE MAYOR AND MEMBERS OF CITY COUNCIL.

FROM:

Erin Russell
338 Campion Cres
Saskatoon, Saskatchewan
S7H3T9

EMAIL ADDRESS:

SMSS.fundraisingrep@gmail.com

COMMENTS:

Dear Council,

I am contacting you to request a Noise Bylaw Extension for the 11th Annual Miles for Smiles charity run put on by the Student Medical Society of Saskatchewan. All money raised from the event will go to the Children's Hospital Foundation of Saskatchewan.

This year, the Saskatoon event will take place in Rotary Park on Saturday September 13, 2014 and include a 2.5km walk, 5km walk/run, and 10km run. We will be opening the event site at 7:30am to participants and the first race will begin at 8:30am. We will begin post-race take-down at noon. Every year we have music playing at the event and because the event is outside of the noise bylaw hours, we must apply for an extension.

I have spoken with Heather Newell, Special Project Consultant for the City of Saskatoon regarding informing residents in the area surrounding Rotary Park of the event. I will be sending her the flyer that I will be distributing to the nearby community to proof-read before I send them out 2 weeks before the event. The flyer will include the event date and time, location, traffic disruptions, parking restrictions, information about increased noise, as well as my contact information.

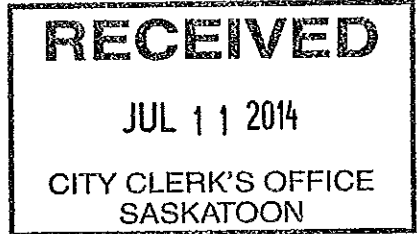
If you have any questions do not hesitate to contact me!

Thank you,
Sincerely

Erin Russell
Fundraising Representative
Student Medical Society of Saskatchewan
College of Medicine, U of S
306-381-4564

SMSS.fundraisingrep@gmail.com

185-9
5.2.6



July 10, 2014

His Worship Mayor Don Atchison
Members of City Council
City Clerk's Office - City Hall
222 3rd Avenue North
Saskatoon SK S7K 0J5

Dear Mayor Atchison & Members of Council:

The Canadian Cancer Society is asking for your assistance as we prepare to host our 1st GLOW event which is being held at Rotary Park in Saskatoon. We are requesting an extension of the Noise Bylaw as our event runs from 6 p.m. Friday, September 5, 2014 to 12 a.m. Saturday, September 6, 2014.

The Canadian Cancer Society *Glow event* is an evening of non-competitive walking that promotes fitness and living a healthier life style. It involves individuals, families and/or teams walking 10.5 km (a quarter marathon) through our community to raise money to support the work of the Canadian Cancer Society.

This event showcases the Meewasin Valley Authority Trails as we walk to complete the 10.5 km route. The event will also promote local sports and fitness organizations as participants take part in various activities along the way. It is our intent to have this event reflect the community spirit of Saskatoon.

It's an evening that brings together family and friends to show that we care about their health and want to help them get started on a healthier life style through involvement, entertainment and fundraising. Every kilometer walked in *GLOW* raises money to help the Canadian Cancer Society save lives.

As with our other event the Canadian Cancer will continue to make an effort to contact the surrounding community association of the event. We will also invite the Saskatoon City Police to attend the event and hope their presence will ensure that *GLOW* is a positive experience for all stakeholders.

Below we have included a timeline of the event in more detail. If you have any questions about the event or require more information please contact Craig Warnecke, *GLOW* specialist at 306-790-5825. Thank you for your consideration. We look forward to hearing from you regarding our application, and continuing a lasting relationship to help build a healthier and more connected Saskatoon.

Sincerely,



Craig Warnecke, B.B.A.
Glow Event Specialist
Canadian Cancer Society, Saskatchewan Division

Tel 306-790-5825 Fax 306-566-5720
1910 McIntyre Street
Regina, SK S4P 2R3

Timeline story

The event takes place on a Friday evening just before sunset in September. Participants arrive at a gathering point on an attractive public pathway such as the Rotary Park/ Meewasin Trail(s) in Saskatoon. Participants receive unbranded blue and yellow luminescent items to wear or carry.

At sunset a short program begins to get participants excited about the evening ahead and to encourage them as they anticipate walking their first quarter-marathon.

At 15 minutes past sunset (halfway through the twilight period), participants begin walking a marked pathway that represents a ¼ marathon or 10.5 kilometres as the Glow theme music plays. As they walk and twilight gives way to night, their luminescent items will become more and more prominent.

At spots every 1-2 kilometres participants will reach a rest and healthy refreshment station that is also dedicated to a particular low-impact fitness activity. Examples of these could include Tai Chi, stretching, low-impact aerobics, speed walking, yoga, swimming, cross country skiing, hiking, badminton. The stations will be hosted by a CCS volunteer and representatives of local fitness clubs, sports groups and associations. The stations will be marked and lit with strings of battery-powered LED Christmas lights in yellow and blue. Participants can take part in brief sample activities and may also receive coupons and/or invitations to participate in a future session by the host group. Those who participate in activities will receive additional low-cost luminescent items to wear for the remainder of the walk.


At the end of the walk, participants will receive a certificate of completion and enter a celebration area. There they will find a live band with dancing and healthy refreshments. The band will be scripted and coached to promote continuing with healthy activities and the choice of music will encourage an active lifestyle. At midnight, the band plays a finale based on the theme song and evening is completed.

The total time commitment is approximately 4 ¾ hours.

5.1.7

185-7

From: CityCouncilWebForm
Sent: August 08, 2014 11:05 PM
To: City Council
Subject: Write a Letter to City Council



TO HIS WORSHIP THE MAYOR AND MEMBERS OF CITY COUNCIL.

FROM:

Jarita Greyeyes
100-506 25th St E
Saskatoon, Saskatchewan
S7K4A7

EMAIL ADDRESS:

jgreyeyes@unitedwaysaskatoon.ca

COMMENTS:

To His Worship Mayor Atchison and the City of Saskatoon Council,

United Way of Saskatoon and Area would like to request an extension of hours to the noise bylaw for September 9, 2014.

We are hosting the annual Community Campaign kick-off. There will be few short speeches using a mic and speaker. We also plan to have drummers, bag pipe and a steel drum band. This portion of the event will begin at 8:00 AM and be completed by 9:00 AM.

We expect approximately 350 people to be in attendance. The parade route will begin at Kiwanis Park North, to 25th Street E, and continue on 4th Avenue to the Radisson Hotel.

We sincerely appreciate the support of the City of Saskatoon for this important community event. Together we are working to make our community a better place for everyone.

If you need any further information to process this request please do not hesitate to contact myself or one my United Way colleagues.

Thank you,

Jarita Greyeyes
Coordinator, Stakeholder Engagement
United Way of Saskatoon & Area

5.2.1

CITY OF SASKATOON

Office of the City Clerk

To: Deputy City Clerk, SPC on Environment,
Utilities & Corporate Services

Date: July 2, 2014

Phone:

Our File: CK. 1704-5

From: Kathy O'Brien, Secretary
Saskatoon Environmental Advisory Committee Your File:

Re: 2015 Budget Proposal - Saskatoon Environmental Advisory Committee

The Saskatoon Environmental Advisory Committee approved the following budget submission for 2015, at its meeting held on June 12, 2014:

\$ 100	Publications/Annual Report
\$6,000 -	Public Education/Information Gathering
\$ 500 -	Conferences/Workshops
<u>\$ 200 -</u>	Membership Fees
\$6,800	2015 Total

Please note that this is the same amount that was requested and approved for 2014.

Thank you for your consideration and further handling.

KO

/ko

5.2.2

CITY OF SASKATOON

Office of the City Clerk

To: Deputy City Clerk, SPC on
Environment, Utilities and
Corporate Services

Date: June 17, 2014

Phone: 975-3240

Our File: CK. 430-19

From: **Kathy O'Brien, Secretary**
Saskatoon Environmental Advisory Committee Your File:

Re: 2013 Annual Report – Saskatoon Environmental Advisory Committee

Attached is the 2013 Annual Report of the Saskatoon Environmental Advisory Committee (SEAC) as prepared by the Committee Chair, Dr. Michael Hill.

By copy of this memo, I am advising Dr. Hill that you will be in contact with him as to when the item will be before the Standing Policy Committee on Environment, Utilities and Corporate Services.

YD

/ko

cc: Dr. Michael Hill, cristinamichaelhill64@gmail.com
Director of Environmental & Corporate Initiatives

Memorandum

**City of Saskatoon
Saskatoon Environmental Advisory Committee (SEAC)
2013 Annual Report**

INTRODUCTION

Purpose: The function of the Committee is to provide advice to Council on policy matters relating to the environmental implications of City undertakings, and to identify environmental issues of potential relevance to the City. SEAC was formed in 1973 by City Council, and has been actively pursuing its mandate since that time, with the expertise of a dedicated, diverse, and knowledgeable roster of members.

SEAC has established that they will:

1. Be aware of the resources available to the City of Saskatoon for dealing with environmental issues.
2. Prepare and publish an annual report on the activities of the Committee over the past year.
3. Encourage liaisons between the City of Saskatoon and environmental agencies serving higher levels of government.

Reporting Relationship: The Environmental Advisory Committee reports to the Administration and Finance Committee.

Composition: The Committee consists of 11 members, including one City Councillor, one representative of the Saskatoon Health Region, and nine additional members appointed by City Council.

Members are appointed for two-year terms, which are renewable up to six years. In the event that a member fails to complete his/her term, a replacement may be named to complete that term. New appointments are made by City Council upon resignation of a member and on expiration of the term of public appointments.

Meetings: The Committee meets at 11:30 am on the second Thursday of each month except for July, August and December.

THE YEAR IN REVIEW

Appointments and Reappointments made by City Council for 2013

Ms. Kathleen Aikens
Mr. J. Michel Fortier
Dr. Michael Hill
Mr. Sean Homenick
Ms. Namarta Kochar
Ms. Heather Landine

Mr. Brent Latimer (Saskatoon Health Region)
Councillor Mairin Loewen (City Council)
Ms. Ainsley Robertson
Dr. Sean Shaw
Mr. Jeffrey Smith

Administrative and City of Saskatoon staff support was provided by Ms. Brenda Wallace, Manager, Environmental Services Branch, Ms. Kathy O'Brien and Ms. Rhonda Rioux, City Clerk's Office, and Councillor Mairin Loewen.

Focus of SEAC in 2013

Due to the growing complexities of environmental issues that are being dealt with by the City, SEAC held a task group meeting to establish specific Goals and Objectives for 2013. These were submitted to City Council as information, in a report dated February 14, 2013, (Attachment No. 1).

Summary of Actions from SEAC Meetings for 2013

January 2013

- Dr. Sean Shaw was appointed Chair and Dr. Michael Hill was appointed Vice-Chair.
- Mr. Chris Schulz (Planning and Development Branch) provided an update on the City Wetland Policy and the results of a demonstration project. SEAC raised several concerns, which were taken under advisement.
- Mr. Ian Loughran, Environmental Services Branch, provided a presentation on the 2013 Energy and Greenhouse Gas Reduction Projects. Discussion followed.
- Ms. Ainsley Robertson was appointed to be the SEAC representative on the 2013 Environmental Component of the Community Cash Grant Program.
- The Dark Sky Lighting Report produced by an MSEM student at the University of Saskatchewan was referred to the Administration and Finance Committee and Saskatoon Light and Power.
- Mr. Richard Huziak, Saskatchewan Light Pollution Abatement Committee, provided some comments and recommendations for dark sky lighting in The City of Saskatoon. Discussion followed.
- An education task force was created to lead discussion on requests from educational groups in The City and SEAC members Heather Landine, Jeff Smith, and Kathleen Aikens were appointed.
- Dr. Sean Shaw discussed the 2013 SEAC Goals and Objectives for 2013 and resolved to send out an invitation for a brainstorming session.
- Dr. Sean Shaw committed to drafting the 2012 annual report for SEAC.

February 2013

- Mr. Sean Homenick was introduced as a new member of SEAC.
- Councillor Loewen provided an update on Road Map Saskatoon activities and the 2012 annual report was discussed.
- Ms. Louise Jones, Chair of the Northeast Swalewatchers, was invited to give a presentation to the group and presented concerns about development of the Northeast Swale area and concerns over impacts on the ecology and wetlands of the area. It was resolved to request administration to provide an update on the development.
- Ms. Brenda Wallace, Environmental Services Manager, gave an update on the 2013 goals and objectives for the Environmental Services Branch which included information on recycling and waste diversion, organics program, GHG reduction program, water, and contaminated sites.
- 2013 Goals and Objectives for SEAC were reviewed and it was resolved to send the information to City Council and a task force for event sustainability was also established. Ainsley Robertson, Sean Homenick and Councillor Loewen were appointed.
- The Stormwater Management Research Study by Jill Bishop was submitted to City Council for consideration of recommendations.

March 2013

- Mayor's Volunteer Appreciation - reminder that the dinner is scheduled for April 9th and RSVP by March 22nd.
- SEAC Goals and Objectives - a review of Goals and Objectives Report is planned as the major agenda item for the April 11th meeting.
- University Heights Master Plan and NE Swale - Administration has indicated that the presentation on this matter would need to be postponed to the May 9th meeting, rather than April, due to work commitments.
- Josh Quintal, Soils Engineer, Environmental Services Branch was in attendance to provide a presentation on Contaminated Sites. Mr. Quintal circulated several copies of a guidebook entitled "Redeveloping Brownfields in Saskatoon".
- 2013 Education Task Group Report - Jeffrey Smith reported that the Task Group has not met yet, and will report at the next meeting.
- It was suggested that Administration draft a Wetland Policy in order to have something in place without delay, and on the understanding that the Policy will evolve over time. Environmental Services Branch Manager indicated that she believes an update will come forward to the May meeting.
- Ainsley Robertson reported on the outcome of their review of the applications under the Environmental Component of the Cash Grants Program. Environmental Services Branch Manager Wallace indicated the Subcommittee report on Cash Grants will be provided to the March 25, 2013 Administration & Finance Committee for submission to City Council.

April 2013

- Dr. Sean Shaw reported that the Administration and Finance Committee supported the 2013 goals and objectives for SEAC.
- Ms. Brenda Wallace, Environmental Services Manager, introduced several new staff members including Ms. Amber Jones and Ms. Shannon Dyck. She also discussed the Spring Awareness Campaign Initiatives and gave an update on recycling.
- Sean Homenick reported on the Event Sustainability Task Group and they are pulling together information for the next meeting.

May 2013

- The Event Sustainability Task Group had done extensive research on event sustainability and a report was submitted. The Task Group asked the Community Services Department to provide some advice on how an event sustainability policy could be implemented. Information will be brought forward at the June meeting.
- Ivan Olynyk submitted a communication to City Council on energy efficient urban planning which was referred to SEAC. The information was received and resolved to be put in the larger discussion on LEED buildings.
- Alexandre Akoulov submitted a communication to City Council on fireworks polluting water. Ms. Brenda Wallace, Manager, Environmental Services Branch, provided a response to the letter from Mr. Akoulov. It was resolved that the Chair prepare a report for submission to the June meeting of Saskatoon Environmental Advisory Committee, that is suitable for submission to City Council.
- The 2012 Annual SEAC Report was submitted and approved by the committee.
- Ms. Brenda Wallace, Environmental Services Manager, gave an update on the various outstanding issues as well as the current priorities of the branch.

June 2013

- The Committee established a budget proposal for \$6,800 in 2014. Budget was submitted to Administration and Finance for approval.
- The Education Program Task Group discussed ideas for an education program in 2013. It was resolved that \$2,400 (\$200/classroom) be approved for the Education for Sustainable Development (ESD) Program to be used in partnership with the Saskatchewan Environmental Society.
- The Event Sustainability Task Group discussed how to move forward on some guidelines and agreed to do some fact finding during the summer and report back to the Committee.
- Education and Environmental Performance Manager Jones gave an update for the Environmental Services Branch and reported on some of the outstanding issues.
- The Deputy City Clerk submitted a draft report, as prepared by the Chair, on fireworks polluting waters.

- Senior Planners Chris Schulz and Terry Fusco were in attendance to discuss development of the Northeast Swale and also gave a short Powerpoint presentation. Mr. Rick Huziak, Northeast Swalewatchers, was present in the gallery for questions and discussion. Committee discussed the issue and the information was received.

September 2013

- The Chair noted that applications were now being accepted to sit on the Saskatoon Environmental Advisory Committee for the year 2014.
- Councillor Loewen requested a discussion on Road Map Saskatoon regarding future membership. An email poll will be conducted.
- The SEAC report in regards to fireworks polluting water was adopted by the Administration and Finance Committee.
- The Event Sustainability Task Group provided a brief update. A focus group meeting is scheduled for October 30, 2013, at Alice Turner Library with event organizers encouraged to attend. To cover the costs of the event, \$600 was allocated from the SEAC budget.
- The Committee discussed possible topics for a partnership with the Master of Environments Program at the University of Saskatchewan. This item will be brought up again in 2014 as the deadline for getting student help had already passed.
- Ms. Brenda Wallace, Environmental Services Manager, gave an update on the various projects to date in 2013.
- Information was received on Green Event and Festival Grant Program Development.
- Mr. Chris Schultz, Senior Planner, Future Growth Section of the Community Services Department, was in attendance to provide an update and answer questions of the Committee on the wetland policy.

October 2013

- The Chair reminded members that applications to sit on the Saskatoon Environmental Advisory Committee for the year 2014 were due on Friday, October 11, 2013.
- The Chair further noted that the Committee had fewer issues before it in recent years, and opened a discussion regarding the role/purpose of the Committee. Suggestions were put forward on how to proceed and it was resolved to poll other City of Saskatoon Committees on solutions.
- Councillor Loewen reported that the survey she had conducted on the future of the Committee's membership in Roadmap Saskatoon showed no clear consensus. The information was received by the Committee.
- Evergreen Neighbourhood LED Roadway and Park Pathway Lighting was dealt with by a City Council resolution on September 23, 2013. It was recommended that LED lights be considered for new roadways and pathways.
- Committee members were reminded of the Event Sustainability Workshop

being held on October 30, 2013, at Alice Turner Library and encouraged members to attend. Discussions were held on how to encourage and mandate environmentally sustainable events.

- Additional information was received in regards to the wetland policy.
- The Manager, Environmental Services Branch was unable to be in attendance to provide an update.

November 2013

- Mr. Sean Homenick provided a brief update with respect to the focus group meeting held at Alice Turner Library on October 30, 2013. Discussion ensued.
- The Committee discussed designating funding to Enactus to initiate a pilot project on event sustainability. It was agreed that should Enactus take on this task, it would need to provide reports back to the Saskatoon Environmental Advisory Committee.
- It was resolved that Enactus be approached regarding the initiation of a pilot project to provide environmentally sustainable resources to those holding events in Saskatoon; and that up to \$1,000 be allocated from the Saskatoon Environmental Advisory Committee to assist the pilot project with the provision that the group report back to the Saskatoon Environmental Advisory Committee on its progress.
- Information was received on Wetland Policy Bylaw No. 9138 The Official Community Plan Amendment Bylaw, 2013.
- Brenda Wallace, Director of Environmental and Corporate Initiatives, was in attendance to provide an update to the Committee. Ms. Wallace briefly outlined the City of Saskatoon Corporate Alignment which was adopted by City Council at its meeting held on November 4, 2013.
- Discussion was held regarding reengaging and defining the role of the Committee. It was noted that presently, the role of the Administration is more informational rather than being part of the deliberations of the Committee; there is opportunity for change there. It was suggested that the Committee should align itself to the new corporate structure. Having more input from other applicable civic divisions would be mutually beneficial.

Written by:

**Dr. Michael Hill, 2013 Vice-Chair
Saskatoon Environmental Advisory Committee**

ADVISORY COMMITTEE REPORT

TO: Administration and Finance Committee
FROM: Saskatoon Environmental Advisory Committee
DATE: February 14, 2013
SUBJECT: 2013 Goals and Objectives
FILE NO.: CK. 175-9

RECOMMENDATION: that this report be received as information and submitted to City Council.

BACKGROUND:

The Saskatoon Environmental Advisory Committee's mandate is to provide to Council, advice on environmental implications of City undertakings and identify environmental issues of potential relevance to the City. With this in mind, the Committee undertakes an annual session on Goals and Objectives for the next year, and this report outlines the issues selected as a focus for 2013.

REPORT:

A Task Group of Committee members held discussions on the issues for focus in late January 2013. The draft of issues were submitted to the Committee for review at the February meeting. The general issues that the Committee will continue to monitor and advise upon in 2013:

- Continued support for the implementation of outstanding policies, many that have been pending for well over 5 years (including; Dark-sky lighting, wetlands conservation, water conservation, LEED, and transit);
- Comprehensive storm-water management policy;
- Contaminated sites reclamation policy, and
- City festival and event sustainability policy.

CONCLUDING COMMENTS:

The Committee appreciates referrals from City Council on all matters relating to the Environment, and would encourage that this continue as we move into interesting and challenging times ahead. The Committee is committed to ensuring that Saskatoon remains a leader on environmental initiatives.

Written by: Dr. Sean Shaw

Approved by: “Dr. Sean Shaw”
Dr. Sean Shaw, Chair
Saskatoon Environmental Advisory Committee
Dated: February 21, 2013

Our Environment: The City of Saskatoon's 2014 Environmental Leadership Report

Recommendation

that the information be received.

Topic and Purpose

The City of Saskatoon's 2014 Environmental Leadership Report (Our Environment) provides an overview of the key components of environmental health – air, land, water and waste – and the connections of these components to the strategies and priorities identified under the Strategic Goal of Environmental Leadership.

Report Highlights

1. Our Environment is the first report of its kind, establishing baselines for many of the environmental success indicators identified in the Strategic Plan
2. Key findings identified in Our Environment provide information on trends to guide future action on air, land, water and waste indicators.

Strategic Goals

Our Environment addresses the Strategic Goal of Environmental Leadership, and includes the following success indicators from the Strategic Plan: waste diversion through recycling and composting, water consumption, energy consumption, corporate greenhouse gas (GHG) emissions, ecological footprint of Saskatoon, amount of green space per capita, health of the urban forest, energy generated from alternative sources, Leadership in Energy and Environmental Design (LEED) or other accredited civic facilities, and community gardens. The achievement of environmental health is also intricately connected with each of the other Strategic Goals through the lens of efficient and effective use of resources – land, labour and capital.

Background

The City of Saskatoon (City) adopted the Environmental Policy (No. C02-036) on December 18, 2006, committing to becoming an environmentally sustainable community and recognizing the role of City staff in achieving the intent of the policy “through responsible actions on the job”.

Our Environment responds directly to the intent of the Environmental Policy by highlighting the programs and projects that the City is undertaking as an environmental leader in the community.

This is the first report of its kind, establishing baselines for many of the environmental success indicators identified in the Strategic Plan. The report focuses on what the City is doing to maintain and improve environmental health, and answers the following questions for each environmental component: what are we measuring, where are we now and what are we doing?

Report

Tracking Progress Toward Corporate Environmental Performance Targets

This first edition of Our Environment is a snapshot of our environmental performance related to land, air, water and waste. It looks at the impacts of the City as a municipal government, and Saskatoon as a whole. The report highlights the actions and plans of the City, both to demonstrate environmental leadership in facilities and operations as well as foster environmental action by businesses and individuals.

A number of the environmental indicators included in the report can be tracked back many years to illustrate meaningful trends (e.g., residential density, air quality, water consumption and waste diversion), while other indicators require improved tracking to guide corporate and community actions (e.g., ecological footprint, greenhouse gas emissions, storm water management and hazardous waste collection). A consistent approach to track and report on these indicators is critical to maintaining and improving the health of the environment and our overall quality of life.

Our Environment is intended to inform the community on the status of the key components of environmental health. Many of the indicators will be reported on annually as progress toward the Strategic Plan; however, it is anticipated that the full report will be produced every three years.

Key Findings Identified in Our Environment

The following excerpts from the Our Environment report provide information on trends to guide future action on air, land, water and waste indicators.

- Saskatoon's residential density is increasing.
- The river valley represents a significant area of habitat in Saskatoon.
- Saskatoon has increased park space and park space per capita has remained consistent.
- The number of community gardens is increasing.
- The City's corporate GHG emissions have increased since the 2003 GHG inventory was completed.
- The community's GHG emissions have increased since the 2003 GHG inventory was completed.
- The City has a growing number of green and alternative energy projects that will reduce the City's GHG emissions.
- The City's fuel consumption by its vehicle and equipment fleet reached a peak in 2013.
- Saskatoon Transit's fuel use has increased with more vehicle kilo meters traveled, but overall vehicle fuel efficiency is improving.
- More commuters are choosing to drive to work alone, while other modes of travelling to work fluctuate.
- The number of vehicles registered in Saskatoon is growing.
- Saskatoon has a growing cycling network that includes on-road and off-road options.

- Saskatoon's average air quality is ranked as Good by the Air Quality Index, but it has been showing a trend of slow decline.
- The South Saskatchewan River upstream and downstream of Saskatoon has consistently averaged "Good" water quality.
- Saskatoon has completed its first wetlands inventory.
- Per capita residential water use is decreasing.
- The total amount of materials received at the City's Landfill and compost depots, and through the City's recycling programs increased in the last year.
- The waste diversion rate in 2013 was 23%, an increase of 4.3% from 2012.

Public and/or Stakeholder Involvement

insightrix[®] surveyed over 1,000 randomly selected Saskatoon residents in July 2012, to better understand levels of environmental awareness and attitudes among citizens. The study objectives were to:

- Understand environmental attitudes among citizens;
- Understand conservation behaviours currently undertaken by citizens;
- Measure support for the City undertaking various environmental programs;
- Understand motivators and barriers to a city-wide curbside recycling program to single family homes; and
- Segment residents based on environmental attitudes and behaviours in order to better target environmental programs and messaging to citizens.

Key findings from the survey reinforce the importance of environment health:

- 90% of respondents agree that it is important to take care of our environment
- 72% say that environmental sustainability should be an important consideration in the City's community planning
- 68% endorse the City to address environmental issues.

Our Environment includes a number of environmental performance indicators that relate to the public (as 'users' of environmental amenities), and to stakeholders (as 'stewards' of environmental health). It is anticipated that these groups will be further engaged in subsequent publications of the Our Environment report.

Communication Plan

The information presented in Our Environment is intended to highlight current and future initiatives relating to the health of the local environment. Therefore, it is important to communicate this information widely as a means of education and engagement across all sectors.

The communication plan for the report will include a public media launch as well as promotion of the report through the City's social media tools. A PDF version of the report will be available for review and download from the City's website.

Environmental Implications

As a report focused on environmental health, Our Environment provides an overview of key performance indicators relating directly to the City's Strategic Goal of Environmental Leadership. Where applicable, the implications associated with the indicators have been identified in the report. The 2014 edition of Our Environment represents a baseline of performance for subsequent reports.

Other Considerations/Implications

There is no policy, financial, privacy or CPTED implications or considerations.

Due Date for Follow-up and/or Project Completion

Our Environment is anticipated to be updated and published every 3 years. Minor updates on specific indicators are anticipated to be communicated through the City's website, as applicable.

Public Notice

Public Notice pursuant to Section 3 of Policy No. C01-021, Public Notice Policy, is not required.

Attachment

1. Our Environment: The City of Saskatoon's 2014 Environmental Leadership Report

Report Approval

Written by: Matthew Regier, Environmental Coordinator

Reviewed by: Brenda Wallace, Director of Environmental & Corporate Initiatives

Approved by: Catherine Gryba, General Manager, Corporate Performance Department

Our Environment Report 2014.docx

Attachment 1



OUR ENVIRONMENT

THE CITY OF SASKATOON'S
2014 ENVIRONMENTAL LEADERSHIP REPORT



Environmental Leadership
Growing in harmony with nature

SASKATOON GROWS IN HARMONY WITH NATURE.

Saskatoon thrives in harmony with its natural environment, conserves resources and consistently demonstrates environmental leadership.

Our city's air and water are clean. We reduced our consumption of water and energy. We rely on renewable energy sources and green technology where it makes sense to do so. We construct energy-efficient buildings. And, we are a leader in operating an energy-efficient city in our cold weather climate.

People routinely take transit, walk or cycle to get around, and our neighbourhoods are more compact. We produce less garbage and recycle or compost most of it. We grow more food in the city.

The South Saskatchewan River Valley is Saskatoon's natural showpiece and supports biodiversity in its many forms. Our natural assets are protected, enhanced and linked. And, there is more green space per resident, thanks to a commitment to urban and grassland parks and an urban forest that is healthy and growing.

Strategic Plan 2013-2023, City of Saskatoon

TABLE OF CONTENTS

- INTRODUCTION 2**

- LAND 3**
 - » Ecological Footprint 4
 - » The Built Environment 5
 - » The Natural Environment 7
 - » Neighbourhood Greenspace. 8

- AIR 11**
 - » Greenhouse Gas Emissions. 12
 - » City of Saskatoon Energy Use. 13
 - » Transportation 15
 - » Air Quality 16

- WATER 18**
 - » Watershed Health 19
 - » Drinking Water and Wastewater 20
 - » City of Saskatoon Water Use 22

- WASTE 23**
 - » Waste Generation 24
 - » Waste Diversion 25

- REFERENCES. 27**



INTRODUCTION

Saskatoon is a thriving prairie city built around the South Saskatchewan River. The city is home to a vast urban forest, kilometers of riverbank trails and an abundance of wildlife. It boasts over 120 hectares of riverbank parklands and is surrounded by streams, wetlands and a thriving agricultural sector. Keeping our air and water clean, providing green space for both citizens and wildlife, and enhancing the health of our scenic river valley have all been key to upholding Saskatoon's vibrant community.

Maintaining a high quality of life, in which citizens of Saskatoon live and grow in harmony with nature, requires us to prepare for the changes that lie ahead and invest in what matters. Over the past 100 years, our environment has changed substantially. Over 80% of the local native prairie landscape in Saskatoon and its surrounding area has been transformed by urban development and natural resource industries. In the next 100 years, our environment will continue to change. Most climate change scenarios for the Prairie provinces predict that there will be an increase in temperature, a reduction in soil moisture and a higher frequency of extreme weather events such as droughts, floods and extreme temperatures. As a city

that values the natural environment and wishes to remain healthy, vibrant and sustainable, reducing our environmental impact has never been more important.

This first edition of *Our Environment: The City of Saskatoon's Environmental Leadership Report* is a snapshot of our environmental performance related to land, air, water and waste. It looks at the impacts of the City of Saskatoon (City) as a municipal government, and Saskatoon as a whole, including businesses and individuals. The report highlights the actions and plans of the City, both to demonstrate environmental leadership in facilities and operations as well as foster environmental action by businesses and individuals.

The City of Saskatoon and the community are making progress in many areas, including waste reduction, green buildings, active and public transportation, community gardens, water quality, energy efficiency, renewable energy and the list goes on. As we grow, continuing on this path of environmental protection will help make Saskatoon a place where we are proud to live, work, learn and play.



LAND

The ways we interact with the land can have profound impacts on the health of our environment. These interactions include city-wide choices, such as how our community grows, where we build and how we protect the natural environment. The decisions we make today can last for generations. These decisions include the types, sizes and locations of the homes we build, how long it takes to get to amenities, services and parks, and the natural areas that are protected or restored. The impacts include how much energy we use, how long it takes us to travel between destinations and how well our ecosystems are able to function. Our interactions with the land also extend to the choices we make in our neighbourhoods and homes, such as how we use and take care of our yards, parks and green spaces.

This chapter covers:

- » Ecological Footprint
- » The Built Environment
- » The Natural Environment
- » Neighbourhood Greenspace

ECOLOGICAL FOOTPRINT

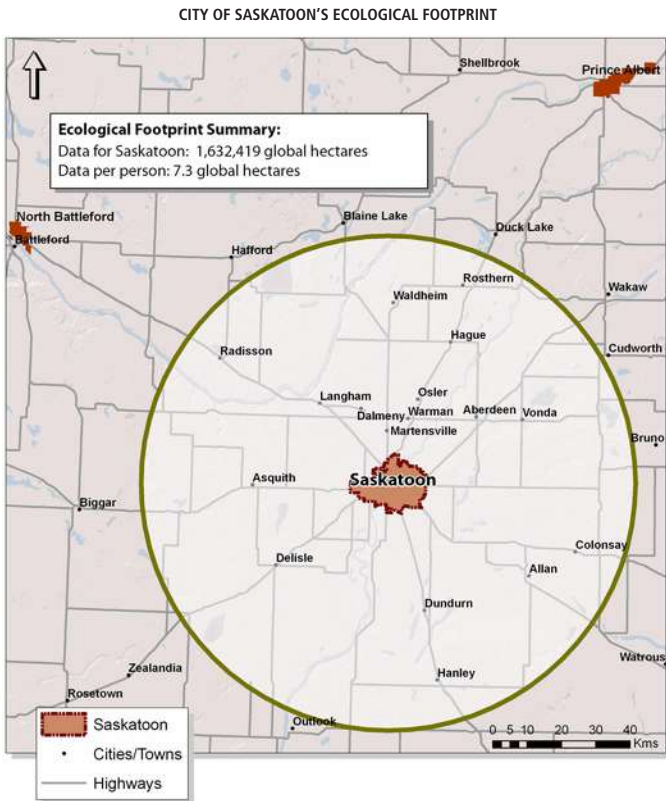
The large scale, city-wide decisions we make as the City and the day-to-day decisions we make as residents have significant impacts on our environment. Our economy is global, meaning many of the items we buy or use come from around the world. The Ecological Footprint is a tool that looks at the total environmental impact of our consumption in Saskatoon, regardless of where in the world the impact occurs.

What are we measuring?

Saskatoon's Ecological Footprint accounts for our population's consumption of food, transportation, housing, goods and services. The findings are converted to the total land area (global hectares) needed to support our populations' consumption demands to make it easier to compare the impacts of different types of consumption.

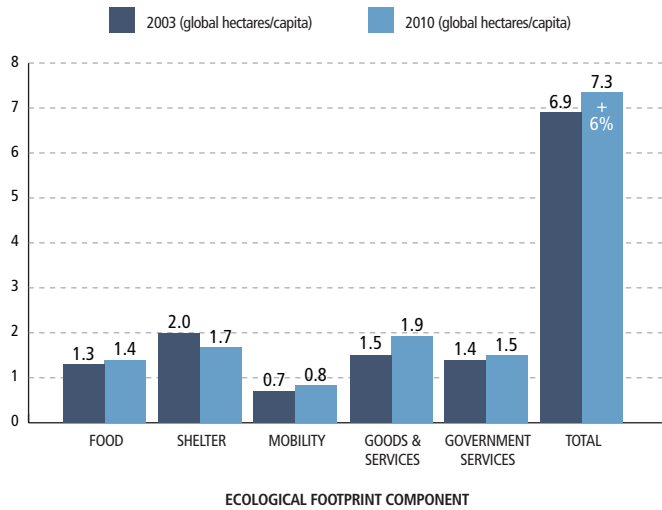
Where are we now?

Saskatoon's current Ecological Footprint is 75 times larger than the city's total land area.



Source: Anielski Management Inc., 2011

Saskatoon's Ecological Footprint per capita is growing.



Source: Anielski Management Inc., 2011

What are we doing?

The City's **Strategic Plan 2013-2023** identifies Environmental Leadership as a goal and includes Saskatoon's Ecological Footprint as a success indicator.

The City is committed to reducing its consumption and environmental impact. Some of the ways the City is doing this are through:

- › **Environmental Implications Reporting**, a section required in all reports going to City Council and Committees. The environmental implications of each recommendation to Council or Committees are identified, and if possible quantified, so City decision makers and citizens are better informed.
- › Membership in the **Municipal Collaboration for Sustainable Purchasing** and incorporation of an environmental 'checklist' as part of the City's purchasing policies.
- › A commitment to the **Strategic Goal of Continuous Improvement**, which is looking for efficiencies across the organization that save money and protect the environment, such as increased use of online tools and reducing paper use.

The City supports several programs that help businesses and residents reduce their overall environmental impact.

- › The **Environmental Cash Grant** program awards funds to local non-profit organizations that protect the environment, conserve natural resources, provide environmental communications and education, or undertake environmental research.

- › The **Student Action for a Sustainable Future** program is coordinated by the City of Saskatoon and a number of local partners. Classes from the Public and Catholic school systems pursue action projects that reduce greenhouse gas emissions and result in positive sustainability benefits. In 2014, approximately 300 students were involved in over 40 action projects related to water, waste, food, transportation and/or energy.
- › **Green Stem** is a City-supported pledge based program run by Tourism Saskatoon. It recognizes businesses for their commitment to sustainability, such as energy efficiency, renewable energy, water conservation, waste elimination and diversion, and responsible land use.

Did you know?

As part of the **Student Action for a Sustainable Future** program, a group of grade 8 students from Brownell School took on a number of home water conservation projects. Their families made several changes, such as installing displacement devices in toilet tanks, shortening shower time, installing faucet aerators and reducing outdoor watering. Collectively, these actions led to an annual savings of 256,000 litres of water.



Photo courtesy: Shannon Dyck

THE BUILT ENVIRONMENT

As Saskatoon’s population grows, how we choose to build will have both immediate and long-term environmental impacts. In the past, Saskatoon – like many cities across North America – grew outward onto “greenfield” land that had not previously been developed. This resulted in the loss of natural and agricultural lands in addition to other environmental, social and economic impacts such as longer commuting times to get around, larger homes consuming more energy and water, and the costs of building new infrastructure like roads, water and sewer lines.

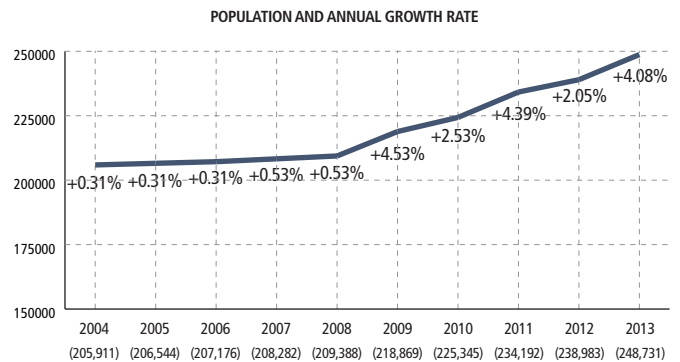
The City is shifting the way we build by balancing lower-impact “greenfield” development at the city’s edges with “sensitive infill” development in existing neighbourhoods and on vacant lots. This type of development can improve citizens’ quality of life and community well-being while supporting local businesses and reducing environmental impacts.

What are we measuring?

To better understand the impacts of current development patterns, we are monitoring population growth, new lands required for growth, overall population density of developed areas, the share of development that is built in already developed areas and the number of certified green buildings.

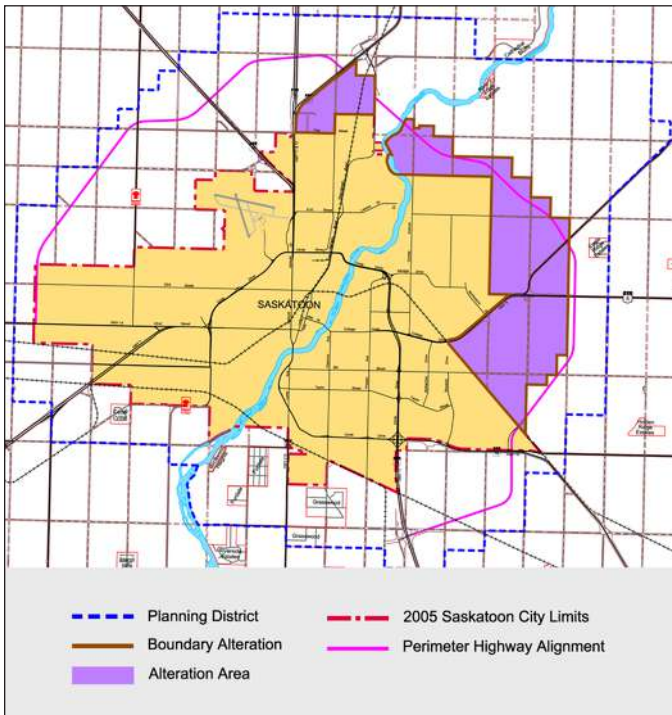
Where are we now?

Saskatoon’s population grew and borders expanded over the past decade.



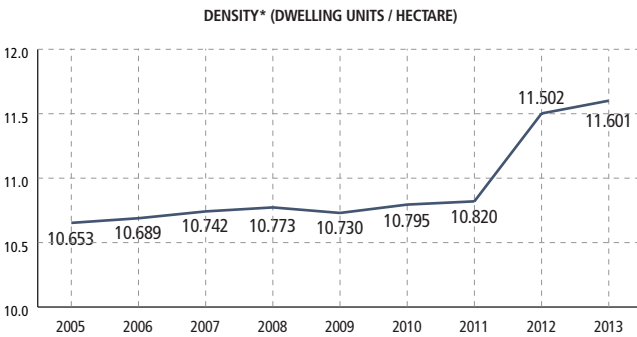
Source: City of Saskatoon - Planning & Development, Year-End Estimates

2010 BOUNDARY ALTERATION AREA



Source: City of Saskatoon - Planning & Development

Saskatoon's residential density is increasing.



*achieved residential density for complete neighbourhoods

Source: City of Saskatoon - Planning & Development, Year-End Estimates

Infill homes are being built in existing neighbourhoods, and totals vary year to year.

2004	2005	2006	2007	2008	2009	2010	2011	2012	2013
Number of Infill Homes Built									
597	150	189	440	383	170	393	488	504	412
Percentage that is Infill (vs. Greenfield)									
43.76	21.06	17.50	24.71	28.84	12.59	16.51	17.14	17.03	14.08

Source: City of Saskatoon - Planning & Development, Year-End Estimates

Saskatoon is building greener with LEED® certified and registered buildings.

	LEED® Certified	LEED® Registered	LEED® minimum requirements met
City of Saskatoon	0	5	2
Community	8	32	unknown

Source: Canadian Green Building Council, LEED Project Profiles online database (accessed April 23, 2014)

What are we doing?

The City's *Strategic Plan 2013-2023* has Sustainable Growth as a goal, meaning the City will aim to balance environment, economy and quality of life. It includes strategies to build up downtown, renew and revitalize established neighbourhoods, make sure new neighbourhoods are walkable and well-planned, and encourage LEED® or other accredited facilities.

Growing Forward! Shaping Saskatoon is the City's growth plan to half a million people. It will include a core bridge strategy, rapid transit business case, a nodes, corridors and infill plan, an employment area study, a water, wastewater and utilities servicing plan, and a financing future growth study. By coordinating these studies and integrating environmental goals, the City will set a course for a more sustainable future.

The City is encouraging building in existing neighbourhoods through a **Neighbourhood Level Infill Development Strategy**. The strategy will encourage infill development and increased density while making sure the distinctive development patterns and historic characteristics of pre- and post-war neighbourhoods are maintained.

The City has five registered **LEED® facilities**: Access Transit Storage Garage, Fire Hall #8, the new Police Headquarters, the Remai Modern Art Gallery of Saskatchewan and the Landfill Gas Power Generation Facility.



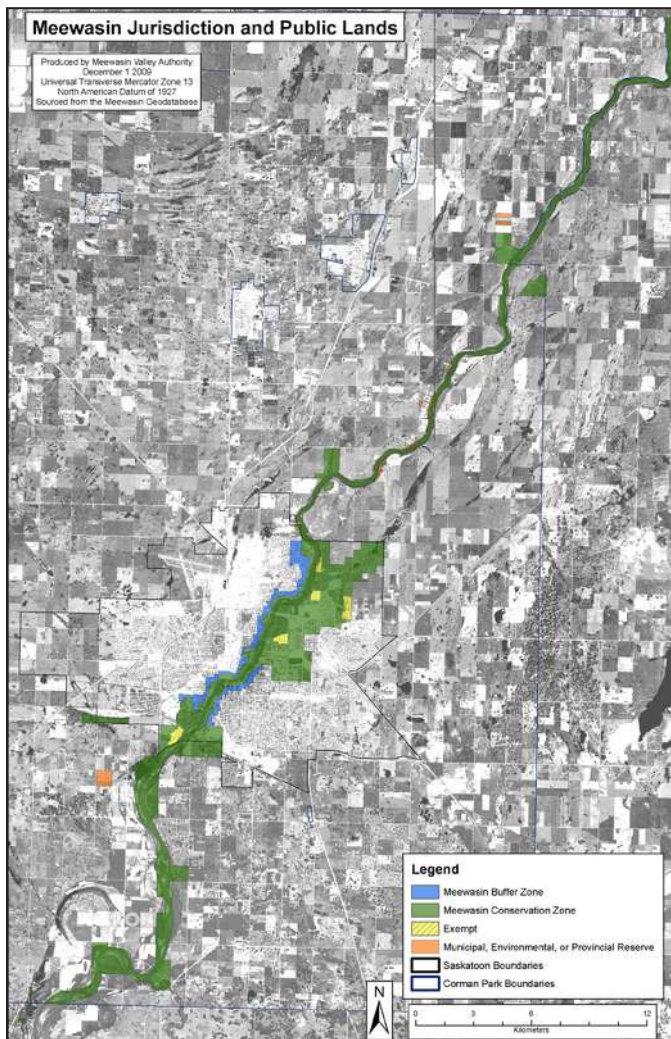
Fire Station #8 (Lakewood Suburban Centre)

Get Involved!

Shaping Saskatoon (www.shapingsaskatoon.ca) is a new online tool that helps you learn about what is being planned in Saskatoon and provides a forum to share your thoughts.

THE NATURAL ENVIRONMENT

The natural, undeveloped areas within our city play an important role in our overall well-being and environmental health. Natural areas not only support a diversity of plants and wildlife, they also perform “ecological functions” such as reducing and filtering storm water, storing greenhouse gases and removing harmful pollutants from the air. Access to natural areas is also good for us. Studies have shown residents living in neighbourhoods and cities with access to natural areas are less likely to suffer from “Nature Deficit Disorder”. (Louv, 2005)



Source: Meewasin Valley Authority, 2008

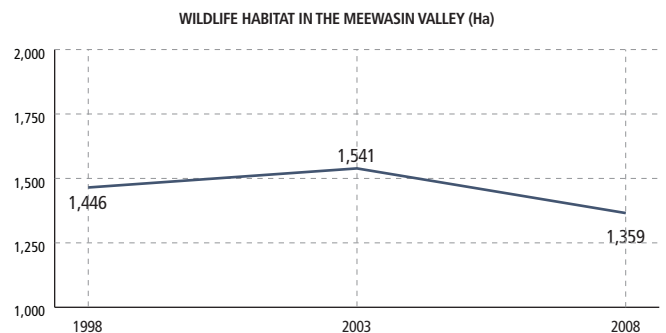
What are we measuring?

The City recognizes the importance of the natural environment, which can be understood by looking at the amount and types of natural areas within the city as well as their overall health. In this report, wildlife habitat and protected lands are measured to show the amount of land and types of natural areas. Studying biodiversity in select natural areas helps to assess the health of these areas. A more comprehensive inventory is being developed and will be available for future reports.

Where are we now?

The river valley represents a significant area of habitat in Saskatoon.

There was a net-loss of habitat (hectares) between 1998 and 2008 in Meewasin Valley Authority’s jurisdiction.



Sources: Meewasin Valley Authority, 2003 and 2009

Species inventories have been recorded in two of Saskatoon’s most ecologically important areas, Saskatoon Natural Grasslands and the Northeast Swale. These inventories provide us with a glimpse into the diversity of species present; Meewasin Valley Authority (Meewasin) and the University of Saskatchewan continue to study the biodiversity of these two areas.

Year	Total Species	Mammals	Butterflies	Insects	Birds	Amphibians	Reptiles
Saskatoon Natural Grasslands							
2008	150	10	23	not inventoried	117	none observed	none observed
Northeast Swale							
2008	207	16	7	not inventoried	181	3	none observed
2012	141	11	8	14	103	4	1

Sources: Meewasin Valley Authority, 2009 and 2012

Protected lands in Meewasin’s jurisdiction increased by 227 hectares between 2003 and 2008.

Year	Protected Land Under Meewasin Jurisdiction	Protected Land Under Public Protection*
2003	6,051 hectares	N/A
2008	6,278 hectares	28 hectares (70 acres)

*outside Meewasin’s jurisdiction
Source: Meewasin Valley Authority, 2009

The City of Saskatoon continues to plant trees to maintain and improve the urban forest.

	2010	2011	2012	2013
Trees Planted*	743	899	835	836

*not including capital parks construction
Source: City of Saskatoon - Parks

What are we doing?

The City’s **Strategic Plan 2013-2023** includes the long-term strategy to improve access to ecological systems and spaces, both natural and naturalized. The City is currently looking at options for biodiversity and natural areas network planning.

For new neighbourhoods, the City has implemented policies and practices to minimize impacts and preserve significant natural areas. Screening occurs before development to identify important natural areas and features, which are then researched to determine if a **Municipal Reserve, Environmental Reserve or Meewasin Valley Authority Conservation Area** is appropriate. A **Wetland Policy** has been adopted to guide development in a manner sensitive to the ecological integrity of wetlands and integrate as many of the benefits and functions of wetlands as possible within the urban context.

The City is responsible for a **public tree inventory** which is estimated at 100,000 trees and a tree nursery of approximately 7,000 trees planted in city parks, boulevards, buffer strips, medians, streetscapes and other civic open spaces. The City is also involved with monitoring and preventing diseases in trees such as Dutch Elm Disease and Black Knot, and facilitates the SPLIT program (Schools Providing Legacy in Trees) – an educational tree planting program for elementary schools in the city.

The City works with partners to maintain and improve the natural environment. **Meewasin**, in partnership with the City and University of Saskatchewan, has established conservation management zones to protect wildlife habit and encourage healthy and biologically diverse ecosystems. Examples include Saskatoon Natural Grasslands and Northeast Swale, zones in the city’s northeast sector that are surrounded by residential development.

Did you know?

Meewasin prepares a **State of the Valley Report** every five years. Look for the latest version in the fall of 2014. It will provide up to date information on habitat, protected lands, biodiversity and more.



Northeast Swale

Saskatoon’s **Northeast Swale** is an ancient river channel beginning at Peturrson’s Ravine that carves a 26 km long path adjacent to the South Saskatchewan River. It is one of the largest pieces of unbroken natural habitat in the Saskatoon region. The swale contains considerable areas of native prairie grasslands as well as wetland complexes and riparian forest. It offers high quality biodiversity, proximity to urban areas, economic benefits for recreation and education, and other ecosystem services such as acting as a natural filter for our air and water. Meewasin has collaborated with the City and a wide variety of stakeholders throughout the community to develop a plan to integrate this sensitive natural area into an urban context. You can learn more about the Northeast Swale by visiting www.meewasin.com/conservation/northeast-swale or by calling Meewasin Valley Authority at 306-665-6887.

NEIGHBOURHOOD GREENSPACE

In our neighbourhoods we make decisions about how to maintain our shared and private lands. The City owns and maintains parks, sports fields and other greenspaces such as rights-of-way, in all neighbourhoods in Saskatoon. Available space, how it is maintained and the types of activities that the spaces encourage can have an impact on the health of residents and the environment. Individual land owners – whether businesses, institutions or individuals – make decisions about their land. These decisions include how to landscape and maintain their property, which can impact biodiversity, pesticide use and water requirements.

What are we measuring?

The City measures the area of the various types of public greenspace in neighbourhoods and the amounts of pesticides and herbicides used to maintain these spaces. At this time there is no reliable pesticide use information available for private greenspaces, such as residential gardens and yards.

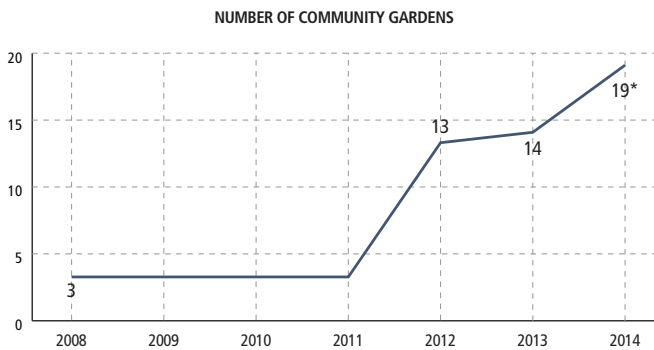
Where are we now?

Saskatoon has increased park space and kept park space per capita consistent.

Type of Park	2001 (Hectares)	2006 (Hectares)	2010 (Hectares)	2013 (Hectares)
Neighbourhood	320.1	356.8	472.2	515.4
District	126.0	147.4	210.3	175.8
Multi-District	59.1	47.8	83.0	127.9
Special Use	336.3	238.7	294.0	275.6
Industrial	-	-	8.3	6.3
TOTAL AREA (HA)	841.5	790.8	1067.8	1101.0
GREEN SPACE (HA) / CAPITA	0.0043	0.0039	0.0047	0.0044

Source: City of Saskatoon - Planning & Development

The number of community gardens is increasing.



*number of gardens approved as of April 1, 2014
Source: City of Saskatoon - Community Development



Westmount/Leif Erickson Community Garden

Herbicides and pesticides used by the City are limited to certain applications and vary year-to-year based on the weather, the land area covered and the resources available for alternative maintenance.

Type	2009	2010	2011	2012	2013
Herbicide for roadway weed control	21 L (Concentrated)	18 L	12 L	34 L	55 L
Herbicide for pathway/shrub bed weed control	130 L (Concentrated)	168 L	146 L	275 L	313 L
Herbicide for turf	0 L	0 L	0 L	0 L	0 L
Pesticide - Vectobac (mosquito control)	n/a	n/a	7,130 kg	9,411 kg	11,933 kg
Pesticide - Rozol (rodenticide - baited wheat to control gophers)	n/a	n/a	274 kg	116 kg	270 kg
Pesticide - Giant Destroyers (sulphur bomb to control gophers)	n/a	n/a	236	213	46

Source: City of Saskatoon - Parks

What are we doing?

The City's **Strategic Plan 2013-2023** includes the long-term strategy to address soil-quality issues on City-owned properties and to monitor Saskatoon's ecological footprint, the amount of green space per capita, and community and backyard gardens.

The City is reducing the environmental impact of maintaining its greenspaces.

- › **Integrated Pest Management** is used to reduce pesticides and herbicides. Pest damage is managed by balancing the most economical options with the least possible impact to people, property and the environment.

- › All of the City's turf has been **herbicide free** since 2005.
- › The **Naturalization Program** for parks creates valuable habitat in neighbourhoods and has reduced costs of installing and maintaining irrigation systems, reduced energy use and GHG emissions by not mowing, and reduced fertilizer application.

The City supports **Community and Allotment Gardens** as well as vacant lot garden licensing for local food production on City-owned land. In cooperation with CHEP Good Food Inc., the City assists interested groups to locate, plan and develop suitable open spaces into community garden space. The City is also a partner in the **Saskatoon Regional Food System Assessment and Action Plan** and a founding member of the **Saskatoon Food Council**.

The City offers education and programs on **composting, water conservation and pesticide reduction** to help make environmentally friendly choices in yards and home gardens easier for residents, including:

- › subscriptions to the **Green Cart** program (curbside leaves and grass collection);
- › free **leaves, grass and non-elm wood drop-off** at our compost depots;
- › **Compost Sale Saturdays** to sell City-produced compost and mulch to residents at the Highway 7 Compost Depot;
- › a **rebate program** for home compost bins and rain barrels;
- › compost training through the **Master Composter** program;
- › the **Be Water Wise** campaign offers tips on how to effectively use water in your yard and garden by using low-water plants, changing watering habits and storing rainwater; and
- › **pesticide reduction** tips at www.BePesticideFree.ca.

Did you know?

In a 2014 survey, 40% of Saskatoon residents stated they have not used pesticides in the last 12 months. Primary reasons for going pesticide-free included concerns for human and environmental health, contamination of our water supply and safety. Common pesticide-free alternatives include: effective lawn and garden care through appropriate mowing and watering; use of compost, mulch and non-toxic home remedies; and maintaining healthy soil and plants.

Get Involved!

Interested in reducing the environmental impact of your lawn or garden but not sure where to start? Visit www.saskatoon.ca for more information on our annual programs including lawn and garden tips, rebates and more.

AIR

Canadians are among the top energy users in the world. Per capita we use more than two times more energy than Europeans and six times more than the world average. While energy use is important to our prosperity from electricity to heating to transportation, the type and amount of energy we are currently using can reduce local air quality and contribute to global climate change. The combination of energy conservation and the generation of green and alternative energy will ensure that we continue to thrive in our northern climate.

This section covers:

- » Greenhouse Gas Emissions
- » City of Saskatoon Energy Use
- » Transportation
- » Air Quality

GREENHOUSE GAS EMISSIONS

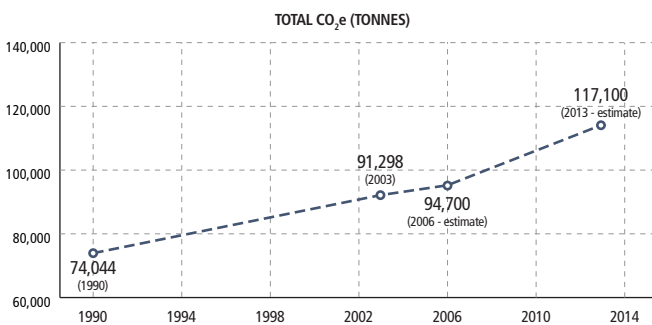
Over the past 250 years, human activities such as burning fossil fuels and clearing native vegetation have increased the concentration of greenhouse gases (GHGs) in the atmosphere. These gases include carbon dioxide, methane, nitrous oxide and ozone. GHGs are linked to climate change, which is predicted to increase the frequency and intensity of extreme weather events such as droughts, floods and storms. As a result, cities will need to prepare for the resulting stresses on infrastructure and financial services, in addition to ensuring the health and safety of residents and the environment. The City has a role to play in reducing this impact, both by improvements to our buildings and operations and working with the community to reduce overall GHG emissions.

What are we measuring?

The City has prepared inventories for corporate (municipal government) and community GHGs. The corporate inventory includes GHG emissions associated with the City of Saskatoon's facilities and operations; the community inventory includes GHG emissions associated with Saskatoon as a whole. The emissions are presented as carbon dioxide equivalent values (CO₂e), which allows the various sources of GHG emissions to be compared in relative terms. This makes it easier to compare the impacts of different emission sources and understand the total emissions.

Where are we now?

The City of Saskatoon's corporate GHG emissions have increased since the 2003 GHG inventory was completed; 2006 is expected to be used as the baseline year for corporate GHG emissions target setting.



Sources: ICLEI Energy Services, 2005; City of Saskatoon - Environmental & Corporate Initiatives

The largest increase in GHG emissions was in the Water and Sewage sector, while GHG emissions reductions were made in the Streetlights, Corporate Waste and Vehicle Fleet sectors.

Sector	1990 Total CO ₂ e (tonnes)	2003 Total CO ₂ e (tonnes)	2006 Total CO ₂ e (tonnes)	Estimate 2013 Total CO ₂ e (tonnes)	Estimate 2020 Target
Buildings	29,291	36,270	37,700	46,600	30,200
Vehicle Fleet	6,353	6,047	5,900	7,300	4,700
Streetlights	19,605	16,925	16,000	19,800	12,800
Water and Sewage	16,495	30,437	33,700	41,700	27,000
Corporate Waste	2,300	1,619	1,400	1,700	1,100
TOTAL	74,044	91,298	94,700	117,100	75,800

Sources: ICLEI Energy Services, 2005; City of Saskatoon - Environmental & Corporate Initiatives

The community's GHG emissions have increased since the 2003 GHG inventory was completed; 2006 is expected to be used as the baseline year for community GHG emissions target setting.

	1990 Total CO ₂ e (tonnes)	2003 Total CO ₂ e (tonnes)	2006 Total CO ₂ e (tonnes)	Estimate 2013 Total CO ₂ e (tonnes)	Estimate 2020 Target
TOTAL	2,466,239	3,583,339	3,835,648	5,039,944	3,068,518
PER CAPITA*	13.0	17.4	18.5	20.3	11.0

*per capita figures based on population estimates of 190,108 (1990), 206,505 (2003), 207,176 (2006), 248,731 (2013) and 278,956 (2020)
Sources: ICLEI Energy Services, 2005; City of Saskatoon - Environmental & Corporate Initiatives

The largest increase in GHG emissions was in the Industrial sector, while GHG emissions reductions were made in the Commercial and Community Waste sectors.

Sector	1990 Total CO ₂ e (tonnes)	Per capita*	2003 Total CO ₂ e (tonnes)	Per capita*
Residential	632,958	3.329	659,433	3.193
Commercial	736,807	n/a	671,365	n/a
Industrial	618,179	n/a	1,641,199	n/a
Transportation	429,053	2.257	562,285	2.723
Community Waste	49,242	0.259	49,057	0.238
TOTAL	2,466,239	n/a	3,583,339	n/a

*per capita figures based on population estimates of 190,108 (1990) and 206,505 (2003)
Source: ICLEI Energy Services, 2005

What are we doing?

The City's **Strategic Plan 2013-2023** includes the long-term strategy to reduce GHG emissions tied to City operations and continue to implement the Energy & Greenhouse Gas Management Plan. GHG emissions tied to City operations and facilities will be monitored as a success indicator.

The **Energy & Greenhouse Gas Management Plan** was adopted in 2009 and outlines the City's role in managing GHG emissions and reducing energy consumption, both within City operations and the community as a whole. The Plan provides the vision and goals developed through a comprehensive community process; the process provided the context to develop actions and programs to meet energy and GHG emissions targets. While the Plan has been extremely useful in guiding local actions and programs to meet the original GHG emissions targets, the City has established an updated target for corporate GHG emissions of 30% below 2006 levels by 2020. An updated target for community GHG emissions is currently being considered.

The City is a member of the **Partners for Climate Protection (PCP)** program, a network of over 240 Canadian municipalities committed to reducing GHGs and acting on climate change. The City has completed three out of five of PCP's program milestones to date: 1) create a GHG emissions inventory and forecast, 2) set an emissions reductions target, and 3) develop a local action plan (**Energy & Greenhouse Gas Management Plan**). Milestone 4 (implementing the action plan) and Milestone 5 (monitor progress and report results) are in progress.

Did you know?

Even small changes can add up to big savings. The Water Meter Shop's 2011 lighting retrofit has not only improved the quality of lighting, it has resulted in annual energy and GHG emissions reductions of 2,021 kWh and 2 tonnes CO₂e, respectively, as well as financial savings of approximately \$252 per year.

CITY OF SASKATOON ENERGY USE

The energy the City uses in its facilities and operations has financial and environmental implications. The majority of electricity in Saskatchewan is produced through burning fossil fuels such as coal. The City also uses natural gas in its operations, and gasoline and diesel fuel for their vehicle and equipment fleet. The extraction, refinement, distribution and combustion of fossil fuels are directly linked to GHGs such as carbon dioxide, methane and nitrous oxide. In addition to the environmental implications of conventional energy sources on air quality and climate change, there are financial implications both as the City continues to grow and the price of these

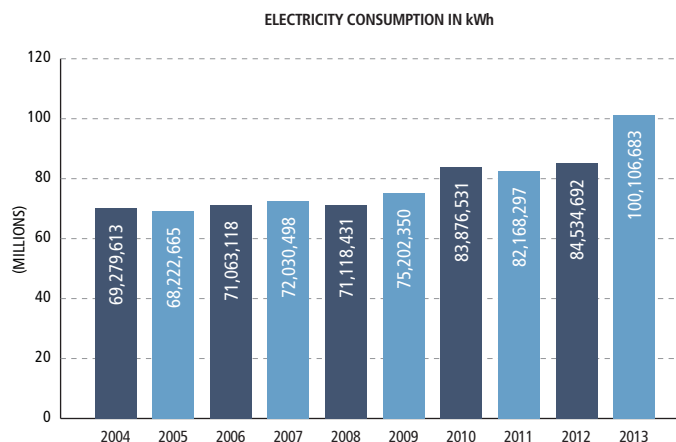
fuels is predicted to increase. Alternative forms of energy generation, such as solar, wind and biogas, are becoming more reliable and common and will help Saskatoon reduce GHG emissions, air pollution and energy costs.

What are we measuring?

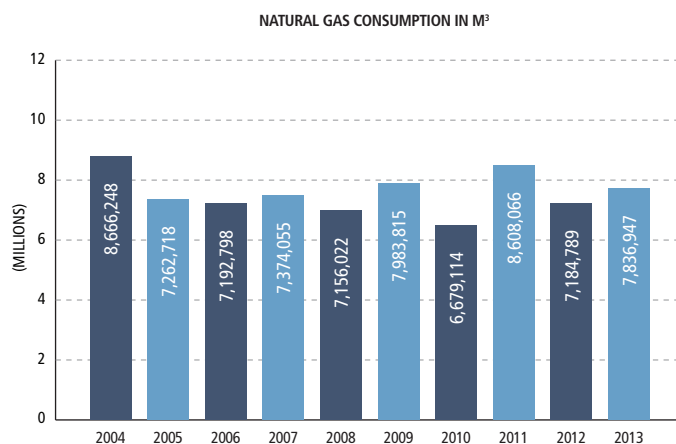
The City's main sources of energy are derived from fossil fuels, and are used to generate electricity, natural gas and motor fuel. The City has a number of initiatives underway to generate energy from alternative sources, which offsets the use of fossil fuels and reduces GHG emissions.

Where are we now?

The City is tracking overall energy consumption associated with its facilities and operations, and installing additional monitoring equipment to target future utility reductions.



Source: City of Saskatoon - Finance & Supply



Source: City of Saskatoon - Finance & Supply

The City's fuel consumption by its vehicle and equipment fleet reached a peak in 2013.

Vehicles and Equipment			
	2011	2012	2013
Diesel (L)	1,565,540	1,548,047	1,596,553
Gasoline (L)	1,818,190	1,779,383	1,919,122
TOTAL FUEL USE (L)	3,383,731	3,327,430	3,515,675
GHG Emissions (tonnes CO ₂ e)	8,546	8,406	8,868

Source: City of Saskatoon - Facilities & Fleet Management

Saskatoon Transit's fuel use has increased with more vehicle kilometers traveled, but overall vehicle fuel efficiency is improving.

Transit Vehicles					
	2009	2010	2011	2012	2013
Kilometers	8,063,369	8,292,385	8,227,341	8,286,348	8,375,830
Fuel Use (L)	4,291,216	4,376,061	4,294,322	4,255,517	4,350,880
L/100km	53.2	52.8	52.2	51.4	51.9
GHG Emissions (tonnes CO ₂ e)	11,667	11,897	11,675	11,570	11,829

Source: City of Saskatoon - Transit

The City has a growing number of green and alternative energy projects that will reduce the City's GHG emissions.

	2009	2011	2014	2015
Total number of green/alternative energy projects	1	3	4	7
Total annual GHG emissions savings (tonnes CO ₂ e)	6	106	45,106*	49,621*

*projected savings

Source: City of Saskatoon - Environmental & Corporate Initiatives

What are we doing?

The City's **Strategic Plan 2013-2023** includes long-term strategies to conserve energy and generate green energy for City facilities and operations. For conservation, these strategies include implementing energy-efficient practices in City buildings, transportation and operations, and becoming a recognized leader in Cold Climate Energy Efficiency. For green energy generation, these strategies include identifying opportunities to replace conventional energy sources with green energy technologies, creating new sources of green

energy, increasing the use of renewable energy and increasing self-reliance on green energy for City operations.

Energy conservation is included in the City's new projects and existing facilities. Examples of projects significantly increasing energy conservation include conversion of traffic signals and holiday light fixtures to LED technology, retrofits to facility HVAC systems, and designing and building new civic facilities to more energy efficient standards.

The City continues to look for **vehicle fleet efficiencies**. This includes alternative fuel types, such as compressed natural gas which is both less expensive and generates fewer emissions, as well as using vehicles more effectively such as GPS-enabled routing and real-time tracking for garbage collection.

Green energy generation is underway at City facilities and continues to be expanded.

- › **Solar hot water systems** have been installed on Saskatoon Light & Power's main facility (2009), as well as at Lawson Civic Centre and Harry Bailey Aquatic Centre (2011).
- › The **Landfill Gas Project** (2014) captures methane from decomposing organic waste in the Landfill and combusts it in engine generators; heat from these generators will be used to produce energy in the **Turboexpander Project** (2015).
- › **Combined heat and power generators** will be installed at Lakewood Civic Centre and Shaw Centre (2015).
- › Other projects under development include an **incentive program** to encourage residential and commercial solar power and energy efficiency, and a **biomass to energy pilot** project that could use organic waste like kitchen scraps to generate energy.



Solar Panels at Lawson Civic Centre

TRANSPORTATION

How we choose to travel between destinations impacts our environment and health. Cars are the main method of transportation across North America and they primarily use fossil fuels which contribute to GHG emissions and reduced air quality. As well, growing numbers of cars require more land for road networks and reduce surface water quality through car-related contaminants such as oil and heavy metals. Transit, cycling and walking have fewer environmental impacts and improve our health and the safety of our neighbourhoods.

What are we measuring?

The City of Saskatoon encourages travel between destinations that is efficient, safe and environmentally friendly. The City monitors the types of transportation (modes) chosen to travel to work and the distances travelled. As well, the City tracks public transit use and the available active transportation network to ensure there are opportunities for residents to have choices.

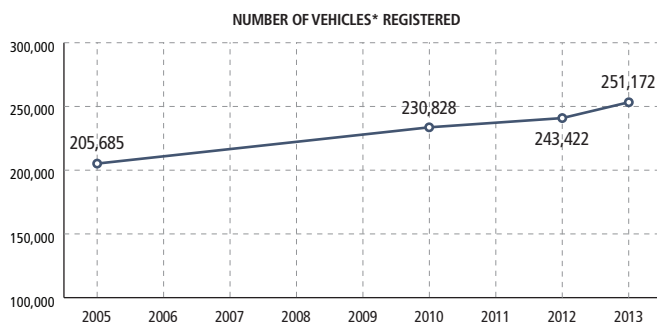
Where are we now?

More commuters are choosing to drive to work alone, while other modes of travelling to work fluctuate.

MODE	1996	2001	2006	2011
Motor Vehicle Driver	76.8%	79.7%	78.7%	80.5%
Motor Vehicle Passenger	7.3%	6.6%	7.5%	6.0%
Public Transit	5.7%	4.1%	3.7%	4.4%
Pedestrian	6.5%	5.8%	6.2%	5.1%
Cyclist	2.2%	2.5%	2.4%	2.0%
Other ¹	1.4%	1.4%	1.6%	2.0%

¹ includes motorcycles and taxis
Source: Statistics Canada

The number of vehicles registered in Saskatoon is growing.



*vehicle counts include private automobiles, motorcycles, recreational vehicles and trailers (semi, transport, utility, etc.)
Source: Saskatchewan Government Insurance

Transit ridership is steadily increasing.

Year	Population	Ridership (formula-based)	Ridership (electronic or actual)	Trips/Capita
2006	207,176	9,046,858	-	43.7
2007	208,282	10,598,353	-	50.9
2008	209,388	11,141,672	-	53.2
2009	218,869	11,579,606	-	52.9
2010	224,345	11,564,858	-	51.5
2011	234,192	12,329,979	8,972,666	52.6
2012	238,983	12,770,458	9,364,010	53.4

Source: City of Saskatoon - Transit

Saskatoon has a growing cycling network that includes on-road and off-road options (2013 data presented below).

Cycling Facilities	KM	%
Paved off-road multi-use trail	64.8	-
Walkway or park path	69.4	-
Gravel or crushed dust off-road multi-use trail	6.6	-
TOTAL OFF-ROAD	140.8	12.26
TOTAL ON-ROAD BIKE LANES	15.1	1.31
TOTAL ON-ROAD SHARROWS	10.8	0.94
Shared-use on-road (Novice)	66.9	-
Shared use on-road (Intermediate)	100.9	-
Shared use on-road (Expert)	102.2	-
Local street - low traffic	711.8	-
TOTAL SHARED-USE ON-ROAD	981.8	85.49
TOTAL ALL	1148.5	100

Source: City of Saskatoon - Transportation

80% of Saskatoon's cycling facilities have been ranked as suitable for novice cyclists (2013 data presented below).

Cycling Facilities	KM	%
Novice	919.5	80.06
Intermediate	126.8	11.04
Expert	102.2	8.90

Source: City of Saskatoon - Transportation



Bike Sharrows

What are we doing?

The City's **Strategic Plan 2013-2023** identifies Moving Around as another Strategic Goal. The City will aim to expand transit, develop a comprehensive cycling network and plan neighbourhoods that encourage walking. This corporate goal includes strategies to increase transit ridership, establish rapid transit corridors and improve sidewalks, in addition to expanding and maintaining the road network.

Saskatoon Transit has undertaken a number of initiatives to increase ridership including:

- › **Direct Access Rapid Transit (DART)** system that follows major routes, has limited stops and increased frequency of service;
- › **Eco Pass** program that provides a monthly discount of at least 40% off the cost of a regular adult monthly pass to employees of participating businesses;
- › **U-Pass** program in partnership with the University of Saskatchewan and SIAST - Kelsey Campus;
- › **Rack & Roll** program that has over 100 buses equipped with bike racks;
- › Improvements to accessibility through the use of **low-floor buses** making it easier for those with mobility challenges to use transit; and
- › Making route information available through today's technology, including the **Click and Go, Phone and Go,** and **Google Transit** trip planning options.

The **Cycling Guide** is a resource available free of charge. It rates every road in Saskatoon from novice to intermediate to expert and provides suggested routes and facilities that have been identified by experienced local cyclists and City staff.

The City is in the planning stage of developing an **Active Transportation Plan** - to be completed in 2015 - which will encourage residents to live a more active lifestyle while reducing reliance on the automobile. One of the first steps in the development of a transportation plan is the completion of a household travel survey. The **2013 City of Saskatoon Household Travel Survey** revealed the following transportation choices with respect to all trips taken by residents: motor vehicle driver (65%), motor vehicle passenger (17%), public transit (4%), pedestrian (8%), cyclist (4%), other (2%).

Did you know?

If you were to take public transit instead of driving your vehicle to and from work, you could reduce your GHG emissions by approximately 470kg CO₂e per year, as well as reduce fuel and maintenance expenses related to private vehicle use.

AIR QUALITY

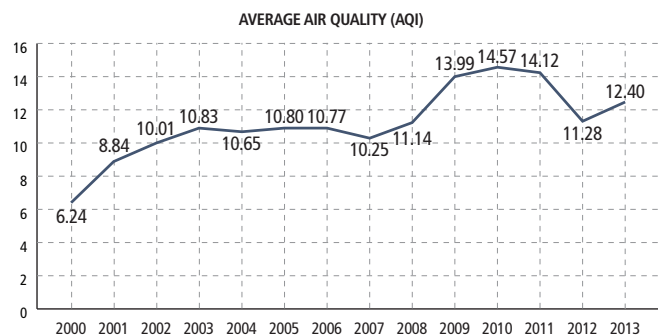
Air is important to our health and environment. Poor air quality can lead to a range of health issues, from eye and nose irritation to severe respiratory problems, as well as environmental issues such as smog and acid rain. Saskatchewan has many favourable features for good air quality: low humidity, a smaller population and few geographical features that trap and accumulate pollutants. However, there are many sources of air pollution including power generation, transportation, industry and chemical pesticide applications which make ongoing monitoring important.

What are we measuring?

Air quality is monitored by the Province of Saskatchewan using the Air Quality Index (AQI). AQI assigns air quality rankings from Good (0) to Very Poor (>100). AQI considers a number of air pollutants, including carbon monoxide, fine particulate matter, nitrogen dioxide, ground level ozone and sulphur dioxide.

Where are we now?

Saskatoon's average Air Quality is ranked as Good by the Air Quality Index, but it has been showing a trend of slow decline.



AIR QUALITY INDEX			
GOOD	FAIR	POOR	VERY POOR
0 - 25	26 - 50	51 - 100	> 100

Source: Government of Saskatchewan, Ministry of Environment

In 2013, Saskatoon had 17 days where the Air Quality Index ranked "Fair", all caused by elevated ground level ozone concentrations.

Month	# of Days when AQI ranked "Fair" (26-50)	# of Days when AQI ranked "Poor" or "Very Poor" (>50)
January	0	0
February	0	0
March	4	0
April	6	0
May	0	0
June	2	0
July	0	0
August	3	0
September	1	0
October	0	0
November	0	0
December	0	0
TOTAL	17	0

Source: Government of Saskatchewan, Ministry of Environment

What are we doing?

The City serves in an **advisory and educational capacity** because the regulatory authority for air pollution is with the provincial and federal governments.

The City is part of the **West Yellowhead Air Management Zone (WYAMZ)** that manages the airshed in which Saskatoon is located. It is the second official air management zone in the province and will result in continuous, real-time air quality monitoring, including monitors located in Saskatoon.

Did you know?

Ground level ozone is caused by the interaction of nitrogen oxides (NO_x) and volatile organic compounds (VOC) in the presence of sunlight. Emissions from industry, electrical utilities, vehicle exhaust, gasoline vapours and chemical solvents are the major sources.



Air Pollution from Vehicle Use



WATER

Saskatoon is fortunate to be situated on the South Saskatchewan River. The river provides an abundant source of fresh water that starts in the Bow and Oldman rivers in Alberta. It flows through Lake Diefenbaker where the Gardiner Dam, one of the largest earth-filled dams in the world, regulates the river flow through Saskatoon. We benefit from a more consistent flow of water and an improved water quality, as nutrients and other suspended particles in the water can settle out. However, Saskatoon is the largest city on the South Saskatchewan River, so how we use and treat water, as well as manage storm water and wetlands, will have an impact on our water as well as that of our downstream neighbours.

This section covers:

- » Watershed Health
- » Drinking Water and Wastewater
- » City of Saskatoon Water Use

WATERSHED HEALTH

In Saskatoon, what happens to surface water from rain and melting snow and ice depends on how we choose to grow and build our city. Urban development can create many hard surfaces, such as roofs, roads and sidewalks, where water can cause localized flooding or run quickly into streams or storm drains while picking up pollutants. Wetlands and storm water management ponds can hold water from seasonal melting and storms, absorbing pollutants such as phosphorous, nitrogen, heavy metals and pesticides. The water can then be slowly released into the river or recharge groundwater. At the same time, wetlands and storm water management ponds can provide valuable habitat to wildlife and natural areas for trails and recreation.

What are we measuring?

Saskatoon's overall impact on the watershed can be assessed by comparing the upstream and downstream Water Quality Index (WQI) measurements from the South Saskatchewan River. WQI ranks water quality from Excellent (95-100) to Poor (<45). To understand the extent of wetlands in Saskatoon, the number of wetlands and the area they cover were inventoried. The City is currently in the process of developing a system to measure the quality and quantity of storm water runoff.

Where are we now?

The South Saskatchewan River upstream and downstream of Saskatoon has consistently averaged Good water quality (based on three-year average Water Quality Index values and ratings).

	Upstream of the City of Saskatoon (near Outlook)	Downstream of the City of Saskatoon (west Clarkboro)
2006-08 WQI	94.8	91.0
2006-08 Rating	Good	Good
2007-09 WQI	83.3	91.7
2007-09 Rating	Good	Good
2008-10 WQI	83.2	91.7
2008-10 Rating	Good	Good
2009-11 WQI	83.2	91.7
2009-11 Rating	Good	Good

Source: Government of Saskatchewan, Water Security Agency, 2012-2013 Annual Report, State of Drinking Water Quality in Saskatchewan

Water Quality Index:

Rating	Value	Description
Excellent	95-100	Water quality is protected with a virtual absence of threat or impairment; conditions very close to desirable levels. These index values can only be obtained if all measurements are within objectives virtually all of the time.
Good	80-94	Water quality is protected with only a minor degree of threat or impairment; conditions rarely depart from desirable levels.
Fair	60-79	Water quality is usually protected, but occasionally threatened or impaired; conditions sometimes depart from desirable levels.
Marginal	45-59	Water quality is frequently threatened or impaired; conditions often depart from desirable levels.
Poor	0-44	Water quality is almost always threatened or impaired; conditions usually depart from desirable levels.

Source: Government of Saskatchewan, Water Security Agency, 2012-2013 Annual Report, State of Drinking Water Quality in Saskatchewan

Saskatoon has completed its first wetlands inventory.

Year	Number of Wetlands	Area of Wetlands
2009	1,129	960 hectares

Source: City of Saskatoon - Planning & Design



South-East Stormwater Management Area

What are we doing?

The City's **Strategic Plan 2013-2023** has the long-term strategy to improve the quality and reduce the quantity of storm water run-off going into the river.

The City's **Wetland Policy** guides new development to integrate in as many of the benefits and functions of wetlands as possible. The policy includes a city-wide inventory

of wetlands, a wetland mitigation plan for any development that has the potential to impact wetlands, and wetland development and management guidelines to sensitively integrate wetlands into development and ensure they are maintained over the long-term.

The City is an active member of the **South Saskatchewan River Watershed Stewards Inc.**, a grassroots, community driven, non-profit organization working within the watershed to implement programs and initiatives that will protect the water resource.

Storm water quality monitoring is being developed by the City to reduce the contaminants flowing to the river from the storm water system. By better understanding the water quality at key points, targeted plans and programs can be developed. A **storm water quality and quantity monitoring** plan is also being developed for the Northeast Swale as part of an effort to protect this sensitive area from adverse impacts that may arise from development of the adjacent Aspen Ridge neighbourhood.

The City has implemented **spill control equipment** on its waste collection fleet as a way to prevent accidental spills of harmful substances from reaching the South Saskatchewan River.

DRINKING WATER AND WASTEWATER

The City operates both a water treatment plant that provides drinking water to residents, businesses and neighbouring communities, and a wastewater treatment plant that processes raw sewage making it safe to return to the environment. Both facilities meet or exceed the high standards of provincial and federal government regulation. While the South Saskatchewan River provides us with an abundance of water, the amount of water we use still has environmental and financial implications, including requiring energy and chemical inputs during the treatment processes and if demand grows, existing facilities need to be expanded or new ones built.

What are we measuring?

The City has comprehensive drinking water and wastewater testing programs to ensure the City meets if not exceeds the Permits to Operate. To understand drinking water use, the City monitors water consumption by sector and by season. As Saskatoon grows, looking at both overall residential water consumption and the per capita residential water consumption help show how individuals and households in our city are using water.

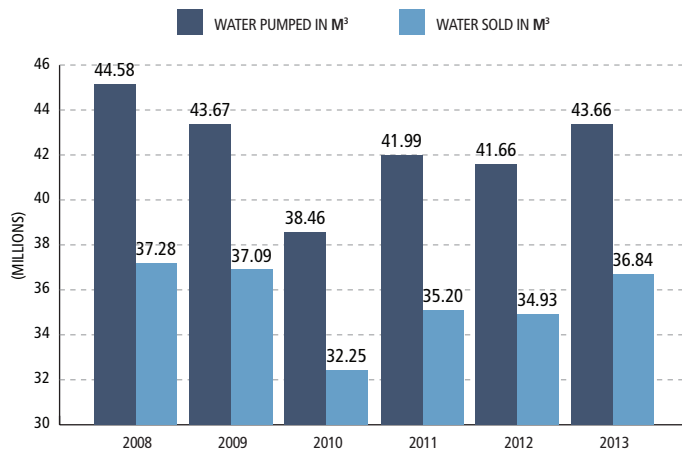
Where are we now?

Saskatoon's tap water is safe and healthy.

Water Quality Characteristic	Reported As	Treated Water (2013)	Regulatory Limit	% of Regulatory Limit
E. Coli	CFU/100ml	0	<1	0%
Lead	mg Pb/L	<0.00101	0.01	10.1%
Fluoride	mg F/L	0.25	1.5	16.6%
Sodium	mg Na/L	27	300	9%

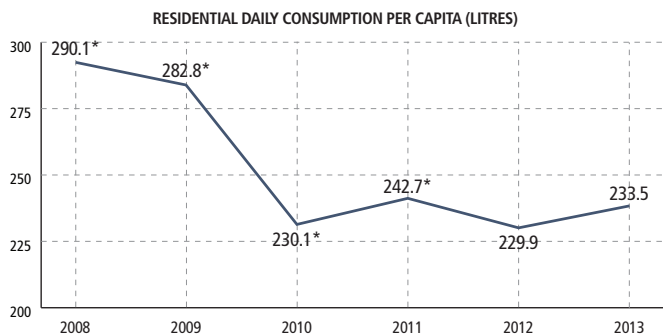
Source: City of Saskatoon - Saskatoon Water

Overall water treatment and sales vary from year to year.



Source: City of Saskatoon - Saskatoon Water

Per capital residential use is decreasing.



*values prior to 2012 have been adjusted to include multi-unit dwellings with >4 units ; values for 2012 and 2013 are actuals
Source: City of Saskatoon - Saskatoon Water

Water consumption is the highest during the summer months (2013 data indicated below).

Month	Total Flow (million litres)	Average Flow (million litres per day)
January	3081.39	99.40
February	2769.04	98.89
March	3097.90	99.93
April	3087.98	102.93
May	3969.81	128.06
June	3974.32	132.48
July	4667.71	150.57
August	5199.02	167.71
September	4409.07	146.97
October	3320.51	107.11
November	3060.34	102.01
December	3024.47	97.56
Total	43661.55	119.62

Source: City of Saskatoon - Saskatoon Water



Automatic Sprinklers

The treated wastewater that is released into the river is safe and meets all regulatory requirements.

Water Quality Characteristic	Reported As	Treated Water (2011)	Regulatory Limit	% of Regulatory Limit
Total Phosphorous	mg/L treated wastewater discharged to the river	0.30	1.0	30%
E. coli	organisms/ 100 ml of treated wastewater discharged to the river	10.3	200	5.2%
Biochemical Oxygen Demand	mg/L treated wastewater discharged to the river	8	25	32%
Total Suspended Solids	mg/L treated wastewater discharged to the river	10	25	40%

Source: City of Saskatoon - Saskatoon Water

What are we doing?

The City's **Strategic Plan 2013-2023** calls for the responsible use of our natural resources and has the success indicators of measuring total, per capita and by sector water consumption.

The City's water treatment plant and wastewater treatment plant undergo strict monitoring as part of the **Permits to Operate** and are required to meet provincial and federal standards. This ensures the safety of drinking water and protection of the people, property and environment downstream of Saskatoon. An **ultraviolet (UV) disinfection system** has been operating at the wastewater treatment plant since 2009, eliminating the use of chlorine to disinfect water (treated effluent) released to the river. A similar system is being constructed at the water treatment plant, as an extra barrier of protection against disease-causing viruses, bacteria and protozoa.

The City is providing residents, businesses and institutions the education and tools to reduce their water consumption through the **Be Water Wise** campaign. The City is also investigating **Advanced Metering Infrastructure**, also known as smart meters, which will provide more accurate water use information to residents.

The City is developing a **Sewer Use Bylaw**, which will monitor the industrial sector and restrict what and how much can be discharged into the sanitary sewer. The goal is to reduce sanitary sewer system maintenance and operating costs and at the same time improve the quality of discharge to the river from the wastewater treatment plant.

Did you know?

The City of Saskatoon conducts over 55,000 tests per year at the water treatment plant, reservoirs and distribution system to keep your drinking water safe, and an additional 22,000 tests per year at the wastewater treatment plant to ensure the final effluent meets permit requirements and is safe to re-enter the river.

CITY OF SASKATOON WATER USE

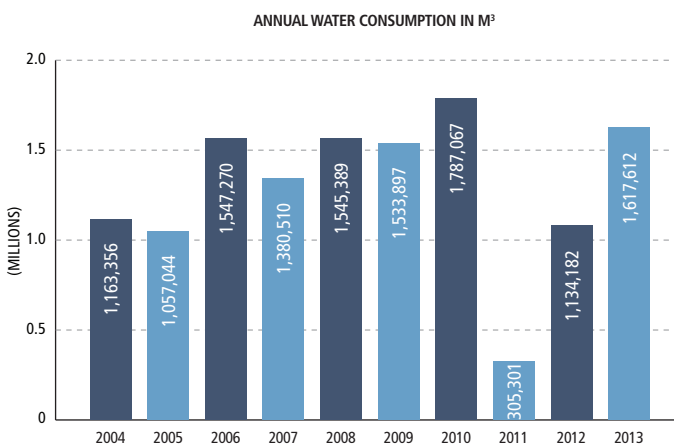
The City uses water in its facilities and operations, and in the delivery of services to the community. Common uses include irrigation for parks, sports fields and other greenspaces, and water associated with recreational facilities such as ice rinks, swimming pools and spray parks. Most of this water is potable water that has been treated before being distributed; however, the City also uses raw water pumped directly from the South Saskatchewan River for irrigation purposes.

What are we measuring?

Water consumption tracked by the City provides a starting point for comparing annual water requirements for City-based operations and services. However, year-to-year fluctuations may simply be the result of climate variables rather than reflecting changes in behaviour or technology.

Where are we now?

Annual water consumption by the City can vary year-to-year depending on a number of factors including intensity, duration, frequency and timing of precipitation events.



Source: City of Saskatoon - Corporate Revenue

What are we doing?

The City's **Strategic Plan 2013-2023** calls for the responsible use of our natural resources and has the success indicators of measuring total, per capita and by sector water consumption. Water conservation and efficiency practices by the City also link directly to the success indicators of energy consumption and corporate GHG emissions associated with withdrawal, treatment and distribution of potable water.

The **Naturalization Program** for parks creates valuable habitat in neighbourhoods and has reduced costs of installing and maintaining irrigation systems, reduced energy use and GHG emissions by not mowing, and reduced fertilizer application. Naturalized areas provide additional environmental benefits including erosion control, wildlife habitat, groundwater recharge and carbon sequestration.

The **Access Transit Storage Garage** is very water efficient, using approximately two-thirds less water than a conventional building. This is achieved by installing high efficiency water fixtures and using harvested rainwater for the bus wash, toilets and irrigation. Plants selected for landscaping around the building are all drought tolerant species and therefore require very little water.

In 2011, the City implemented an **Automated Irrigation Management System (AIMS)** to reduce the overall water used for irrigation on City property through a system capable of detecting soil moisture conditions and adjusting irrigation schedules.

Raw water from the river is used for irrigation at several City golf courses resulting in cost, energy and GHG emissions savings by not using treated water from the water treatment plant.

Did you know?

Phase One of Donna Birkmaier Park, a 12 hectare naturalized park, saved \$480,000 initially by not installing an irrigation system and is expected to realize annual savings associated with irrigation maintenance (\$10,464), meter and water utility (\$52,044), and mowing (GHG savings of 340 kg CO₂e), as well as avoiding 3,600 kg of fertilizer application.



WASTE

The amount of stuff we buy and use is linked to the amount of waste we generate. Raw materials from around the world are harvested, processed and transported as part of a global trade network before they are sold and eventually disposed of here in Saskatoon. Items that we use every day, from groceries to the latest electronics have improved our quality of life; but they have also increased and changed the type of waste that the City receives through its waste collection and disposal services. In order to reduce the environmental impacts of this waste, the City has adopted programs aimed at reducing waste and diverting what we can from the Saskatoon Waste Management Facility (Landfill).

This section covers:

- » Waste Generation
- » Waste Diversion

WASTE GENERATION

The City is responsible for providing waste collection and disposal services to residents as well as offering contracted services to some businesses, institutions and industry. As our population grows and the amount of waste we are generating increases and changes, the need to reduce the materials going to the Landfill has become a priority for the City and residents. The current Landfill has a lifespan of approximately 40 years based on waste generation projections and availability of space. The construction of a new landfill would be both costly and controversial. The environmental impacts of landfilling waste include risk of groundwater and surface water contamination, as well as atmospheric emissions of methane, a greenhouse gas that has 25 times greater impact than carbon dioxide in the atmosphere.

What are we measuring?

The City tracks the total amount (by weight) and type of waste brought to the Landfill and collected through various diversion programs.

Where are we now?

The total amount of materials received at the City's Landfill and compost depots, and through the City's recycling programs increased in the last year.

	2009	2010	2011	2012	2013
Municipal Landfill ¹	183,789	198,071	175,840	147,588	160,788
Compost Depots	16,712	25,979	20,487	19,023	21,920
Recycling Depots ²	7,222	7,768	7,239	6,557	3,773
Curbside Recycling ³	n/a	n/a	n/a	n/a	8,040
TOTAL	207,723 tonnes	231,818 tonnes	203,566 tonnes	173,168 tonnes	194,521 tonnes

¹includes clean fill and outbound recyclables

²includes only fiber (paper, cardboard, etc.) collected from City of Saskatoon Recycling Depots

³Includes only materials collected through the Residential Curbside Recycling Program

Source: City of Saskatoon - Environmental & Corporate Initiatives and Public Works

The waste stream is characterized through periodic waste audits. The following table presents the findings from the 2012 Waste Characterization Study.

2012 Waste Audit		
Material Type	%	Change from 2006
Industrial, Commercial, Institutional (ICI) Waste Composition		
All Paper	24.4%	+3.4%
Food Waste	21.7%	+13.7%
Plastics	18.8%	+6.8%
Diapers	6.5%	-1.5%
Textiles & Fabric	5.9%	
Tissue Paper	4.4%	+0.4%
Ferrous Metal	4.3%	-2.7%
Wood (painted or pallets)	3.1%	-19.9%
Beverage Containers	2.0%	+1.0%
Yard Waste	1.6%	-3.4%
Glass	0.8%	-0.2%
HHW	0.5%	-1.8%
Other	5.7%	+5.1%
Residential Waste Composition		
Food Waste	32.0%	+19.0%
Yard Waste	8.4%	-19.6%
All Paper	18.5%	-3.5%
Plastics	12.3%	-2.7%
Textiles & Fabric	6.4%	+0.4%
Tissue Paper	3.8%	+1.8%
Ferrous Metal	3.4%	+0.4%
Diapers	4.6%	+2.6%
Glass	1.7%	+0.7%
Wood (painted)	1.5%	-3.5%
Beverage Containers	1.1%	+0.1%
HHW	0.5%	-0.5%
Other	5.7%	+4.7%

Source: HDR Corporation



Saskatoon Waste Management Facility (Landfill)

What are we doing?

The City's **Strategic Plan 2013-2023** includes the priority of eliminating the need for a new landfill by minimizing waste and diverting waste for re-use in other projects.

The City's Landfill requires a **Permit to Operate** provided by the Province's Ministry of Environment. The City carefully manages municipal waste to reduce negative impacts on natural habitats, surface and ground water, and air, soil and water quality to meet the regulatory requirements of the permit.

The City's **Landfill Gas Power Generation Facility** has been generating power using methane emissions from the Landfill since March 2014. While the project leads to significant reductions in GHG emissions associated with City operations, the City's long term priority is to increase the overall amount of waste diverted through actions such as composting and recycling.

The **Saskatoon Waste and Recycling Plan** is the City's comprehensive 20-year plan with a vision to minimize waste that is landfilled. The plan focuses on the "5 Rs" hierarchy of waste management: reduce, reuse, recycle, resource recovery and residual management.

Recovery Park is a recycling facility for construction materials the City is developing. It will divert shingles, asphalt, glass, porcelain, waste wood, metals, concrete, rubble and drywall from the Landfill.

WASTE DIVERSION

The amount of materials diverted from the Landfill can reduce the environmental effects of landfilled waste and extend the operating life of the current Landfill. Options for waste diversion include recycling, composting and household hazardous waste collection programs, as well as creating opportunities to reduce and reuse materials within our community. There is usually significantly less environmental

impact and less energy needed to recycle materials than to harvest and process raw materials. Composting, whether through the City's composting programs or at home, reduces the amount of organic waste that is landfilled – organic waste is the main source of the methane gas produced in landfills. Collection of household hazardous waste materials protects soil and water quality around the Landfill and the safety of staff and the public at the Landfill. Beyond City-operated programs, we have the opportunity to reduce and reuse items before we dispose of them through our purchasing decisions and by choosing to borrow, trade, or donate items.

What are we measuring?

Waste diversion is the total percentage of materials by weight diverted from the Landfill by City-operated programs, including recycling, composting and household hazardous waste collection. It does not include diversion by programs operated by other levels of government, the amounts of waste disposed of at non-City landfills or diversion by private recycling contracts.

Where are we now?

The amount and percentage of waste being diverted from the Landfill increased over the past year.

	2012	2013
Waste Landfilled (tonnes) ¹	117,523	117,759
Waste Diverted (tonnes) ²	26,520	34,539
Diversion Rate ²	18.41%	22.68%
Diversion Rate (including clean fill)	32.15%	39.45%

¹does not include clean fill (used as cover material) or outgoing recyclables from the Landfill

²includes recycling, composting and household hazardous waste collection from City of Saskatoon programs; does not include clean fill

Source: City of Saskatoon - Environmental & Corporate Initiatives and Public Works

The diversion rate includes materials recycled through City of Saskatoon programs.

Recycling Source	2012 (Tonnes)	2013 (Tonnes)
Fibre from Public Depots	6,557	3,773
Public Space Recycling	13	14
Single Family Recycling	n/a	8,040
Recyclable Material (outgoing from Landfill)	887	840
TOTAL	7,457	12,667

Source: City of Saskatoon - Environmental & Corporate Initiatives and Public Works

The diversion rate also includes materials composted at the City's compost depots.

	2012	2013
Compost	(Tonnes)	(Tonnes)
TOTAL	19,023	21,920

Source: City of Saskatoon - Environmental & Corporate Initiatives and Public Works

The Household Hazardous Waste Collection Days Program is keeping more unsafe items out of landfills.

	2012	2013
Amount Collected (Tonnes)	40.04	51.60

Source: City of Saskatoon - Environmental & Corporate Initiatives

What are we doing?

The City's **Strategic Plan 2013-2023** includes a short-term priority to promote and facilitate city-wide composting and recycling to reduce the rate and volume of waste sent to the Landfill.

The **Residential Curbside Recycling Program** was launched in Saskatoon in January 2013 to complement our **Recycling Depot Program** and increase the convenience and availability of recycling. Paper, cardboard, plastics numbered 1 through 7, tin cans, milk jugs and cartons, legislated beverage containers, and glass are recycled through this program. A similar program is being developed for multi-unit residences.

The City encourages residents to compost through a number of programs. The City offers a rebate to residents who purchase a compost bin and the **Master Composter Program** provides free training to volunteers who in turn provide education and assistance to home composters. The City operates two compost depots that receive leaves and grass through the **Green Cart** subscription program as well as accepts yard waste free of charge from Saskatoon residents; the depots are also accessible to commercial haulers for an annual fee. The City is investigating options for a curbside organics collection program that would include food waste.

Household Hazardous Waste Collection Days offer Saskatoon residents a way to safely dispose of items that are dangerous for waste collectors and can harm the environment. Items that are collected include adhesives, aerosols, automotive fluids, batteries, cleaners, corrosives, fuels, mercury, oxidizers, poisons, pharmaceuticals, propane cylinders and solvents.

Through the anticipated **Saskatoon Curbside Swap** program, the City will support Community Associations in running local swaps in their neighbourhoods providing the opportunity to extend the life of goods that still have some usefulness left in them. A pilot program is anticipated to be launched in 2014.



Residential Curbside Recycling Program

REFERENCES

Anielski Management Inc. (2011). City of Saskatoon Ecological Footprint Analysis. Prepared for the City of Saskatoon, February 17, 2011.

Canadian Green Building Council, LEED Project Profiles online database.
www.cagbc.org/leed/projectprofile_EN.aspx (accessed April 23, 2014)

Government of Saskatchewan, Ministry of Environment. Current and Historical Air Quality Data.
www.environment.gov.sk.ca/Default.aspx?DN=45dbacf9-7290-435e-b44b-0d526de3e5d1 (accessed April 9, 2014)

Government of Saskatchewan, Water Security Agency. 2012-2013 Annual Report, State of Drinking Water Quality in Saskatchewan.

HDR Corporation (2013). City of Saskatoon Waste Characterization Study. Prepared for the City of Saskatoon, October 15, 2013.

ICLEI Energy Services (2005). Greenhouse Gas Emissions Inventory, Forecast & Target. Prepared for the City of Saskatoon, August 15, 2005.

Louv, R. (2005). Last Child in the Woods: Saving our Children from Nature-Deficit Disorder. New York, NY: Algonquin Books of Chapel Hill.

Meewasin Valley Authority (2003). State of the Valley: A Progress Report on the Meewasin Valley Authority.

Meewasin Valley Authority (2009). Meewasin State of the Valley 2009 Assessment Report.

Meewasin Valley Authority (2012). Northeast Swale Resource Management Plan 2013.

Saskatchewan Government Insurance. Vehicle Counts by Body Style, Plate Class and Postal Code. Email correspondence with Susan Marchi, April 23, 2014.

Statistics Canada. National Household Surveys (1996 through 2011).
www12.statcan.gc.ca/nhs-enm/2011/as-sa/99-012-x/99-012-x2011003_1-eng.pdf (accessed April 24, 2014)





The FSC Logo identifies products which contain wood from well managed forests certified in accordance with the rules of the Forest Stewardship Council A.C.



WWW.SASKATOON.CA

7.2.1

Education for Sustainable Development 2014

Recommendation

1. that funding of up to \$43,500 be approved for the 2014 – 2015 Student Action for a Sustainable Future program; and
2. that the Administration report back in one year on the outcomes of the program and efforts to secure funding from other partners prior to determining an appropriate level of funding support for 2015 – 2016 and 2016 – 2017 to complete the program pilot.

Topic and Purpose

The Education for Sustainable Development program, entitled Student Action for a Sustainable Future (SASF), was piloted during the 2013 - 2014 school year and successfully engaged schools in a variety of environmental initiatives. The Administration is recommending continued financial support for the program for up to three years while funding from other partners is secured.

Report Highlights

1. The SASF program led to measurable classroom, school, and household greenhouse gas (GHG) reductions and sustainability benefits.
2. The program won two awards: the Saskatchewan Waste Reduction Council's 2013 Saskatchewan Waste Minimization Award for the Youth/Schools category and a Regional Centre of Expertise Award for Education for Sustainable Development.
3. Planning for the 2014 - 2015 SASF program is underway. The Administration recommends continued funding for the program during the pilot phase.

Strategic Goals

The recommendations in this report support the Strategic Goal of Environmental Leadership through energy efficiency and consumption, waste elimination and diversion, water consumption, and community and backyard gardens. They also support the Strategic Goal of Moving Around through transit ridership and transportation modal split of the community.

In 2014 - 2015, a sixth program focus will be added: Biodiversity and Natural Areas; therefore, the Environmental Leadership strategy of improving access to ecological systems and spaces (natural and naturalized) will also be addressed.

Background

At City Council's September 9, 2013 meeting, funding was approved for the SASF pilot initiative.

The SASF program builds on the work done by Saskatoon Light & Power (SL&P) to develop and offer Education for Sustainable Development programs to students. SL&P offers school tours of their facilities, and in 2011 they partnered with students from Aden Bowman's Earth Keepers Program and the University of Saskatchewan's School of Environment and Sustainability to create educational materials to inform the public about Saskatoon's Green Energy Park and explain why these technologies are important to the sustainability of our community. In 2012, SL&P and Environmental & Corporative Initiatives began working with an Education for Sustainable Development committee that would eventually lead the development of the SASF program.

Report

SASF Program – Measurable Benefits

The purpose of the SASF program is to facilitate educational opportunities that engage students in learning and empower them to take sustainability-focused action.

Specifically, the goals of the program include:

- leveraging community GHG emissions reductions and reflecting the goals of the Energy and GHG Management Plan;
- meeting the strategic direction of the City of Saskatoon (the City) Strategic Plan;
- meeting a variety of curricula outcomes, indicators, and areas of learning;
- pursuing learning that is action- experience- and inquiry-based;
- making connections to the local community (e.g. place-based education);
- reflecting multiple ways of knowing (e.g. Indigenous knowledge and practices);
- achieving environmental outcomes that are measureable, and;
- having a public component and impact.

In September 2013, teachers from the Catholic and Public School Divisions applied to participate in the SASF pilot program. Between December 2013 and April 2014, twelve Grade 4 - 8 classes pursued actions specific to one or more of the focus areas (water, waste, food, energy, transportation). Projects were chosen based on the teachers' comfort levels, as well as their students' interests or concerns in a particular area.

The program partners then provided support, professional development, expertise and resources so each class could successfully research their topic(s), conduct action projects, and measure some of their environmental outcomes. The program helped students understand their actions through a sustainability lens by linking environmental, social, and economic impacts.

On April 15, 2014, the results were showcased at an event at the Western Development Museum. With approximately 300 participants, 40 student booths, and a series of performances, young leaders shared their projects with the public. Attachment 1 (Brochure) provides a copy of the brochure outlining the various action projects highlighted at the event.

Notable results highlighting some of the measurable environmental benefits resulting from the action projects are provided in Attachment 2 (Notable Student Results).

The Program Won Two Awards

The success of the program did not go unnoticed. Not only did it receive positive feedback from students and teachers, but the program also won two awards: a Regional Centre for Expertise award for Education for Sustainable Development and the Saskatchewan Waste Reduction Council's 2013 Saskatchewan Waste Minimization Award for the Youth/Schools category.

Planning for 2014-2015 and Beyond

With such a positive response, the Education for Sustainable Development partnership plan to offer the program again in the 2014 - 2015 academic year. There are plans in place to seek additional partners and funding for the upcoming and future years of the program so the City would not remain a long-term funder.

Options to the Recommendation

City Council may choose to fund the program at a reduced level, or choose to discontinue its involvement in Education for Sustainable Development and the SASF program.

Public and/or Stakeholder Involvement

Stakeholders have been directly involved as partners from the beginning of the program's development through to its launch. These stakeholders include: Saskatoon Light & Power, Saskatoon Public School Division, Greater Saskatoon Catholic Schools, the Saskatchewan Environmental Society, the Sustainability Education Research Institute (University of Saskatchewan), and educational consultants.

Communication Plan

The ability of youth to make a difference in their community and inspire others was recognized and supported throughout the program's communications.

Program information has also been included on the City's website, and there are plans in place to create a site that includes photos, videos and student presentations. The results from the students' year-end showcase were also covered by the media, as well as communicated through social media. In addition, students shared what they were learning and working on with other students, teachers, parents, and the community by using a number of different methods: school assemblies, talking with businesses, drama and dance performances, creating visual learning guides for younger students, presentations to other classrooms, story writing, letter writing (businesses and government), and column writing for the school newsletter.

Financial Implications

The City provided \$43,500 to the SASF program as a pilot initiative, in addition to providing civic staff support and program coordination. The funding was used to cover the cost of a part-time program coordinator through the Saskatoon Public School Division; teacher support, environmental measurement and auditing from the Saskatchewan Environmental Society; substitute costs and professional development for teachers; and event costs for the year-end student showcase (venue, food, communications materials, etc.).

Additional in-kind support and funding valued at \$20,000 came from other partners:

- SL&P provided \$5,000 of in-kind support for classroom projects (appliance monitors, in-home displays, and utility monitoring equipment);
- The Saskatoon Environmental Advisory Committee (SEAC) provided \$2,400 in sponsorship for student projects, which was then collectively matched by the Saskatoon Public School Division and Greater Saskatoon Catholic Schools;
- The Sustainability Education Research Institute (SERI) provided support in terms of meeting space and food; and
- Most partners provided administrative and communications support.

Adequate funding for the 2014 - 2015 SASF program has been identified under Capital Project #2183 – Greenhouse Gas Reduction Strategy. The Administration recommends providing funding of up to \$43,500 for 2014 - 2015 to ensure the program continues to benefit from adequate coordination, appropriate measurement of impacts and outcomes, and the recruitment of additional partners capable of funding the program into the future.

Funding for 2015 – 2016 and 2016 – 2017 may also be made available from Capital Project #2183, but in lesser amounts. The Administration recognizes that the first year for SASF required focus on creating the program from scratch. Now that the program has been established, the partners have the results of the first year to use in engaging other partnership funding that would offset future City funding.

Environmental Implications

Teachers worked with the Saskatchewan Environmental Society to measure their environmental impacts by submitting results from a set of audits conducted before and after their action projects took place. The Saskatchewan Environmental Society used these results to calculate energy, water, waste, and GHG emission savings. Most data was student measured and/or self-reported, and the length of each audit and action project varied. Therefore, some data was incomplete and a number of assumptions were made in order to calculate the following savings.

If the savings from each project can be maintained for a full school year, they will collectively create an estimated annual savings of: 17,000 kWh of electricity, 88 GJ of gas, 700 m³ of water, 8,000 kg of waste, 230 litres of fuel, and 29 tonnes of GHG emissions.

Other Considerations/Implications

There are no policy, financial, environment, privacy or CPTED implications or considerations.

Due Date for Follow-up and/or Project Completion

A report on the 2014-2015 SASF program will be provided to City Council in June 2015.

Public Notice

Public Notice pursuant to Section 3 of Policy No. C01-021, Public Notice Policy, is not required.

Attachment(s)

1. Brochure
2. Notable Student Results

Report Approval

Written by: Shannon Dyck, Environmental Coordinator

Reviewed by: Amber Jones, Education & Environmental Performance Manager
Brenda Wallace, Director of Environmental & Corporate Initiatives

Approved by: Catherine Gryba, General Manager
Corporate Performance Department

Education for Sustainable Development 2014.docx

Attachment 1 - Brochure

GRADE 6/7
**ST. MARIA GORETTI
 COMMUNITY SCHOOL**
 SHANE KELLY

We began our project by researching the questions "what is climate change?" and "what does 'sustainable development' mean?" Once the students understood these concepts more, we looked at how we could make changes in our lives to help prevent environmental damage. Through inquiry, research and collaboration, our class has focused on understanding and informing others about the need for energy conservation, both at home and our places of work/learning. The culmination of their efforts will be documenting their information-gathering and sharing to show their talents and skills for communicating their learning.

GRADE 6/7
ST. ANNE SCHOOL
 JENNIFER GALLAYS

Our goal in our class at St. Anne was to create positive change that aids the sustainability of our ecosystem. The aim of our final project was to increase composting and recycling in each classroom. To reach our goal, we developed a plan to educate our students and teachers about the harmful effects of waste. We began by learning about ecosystems and then researching the human impact on different ecosystems. Students created videos about the effects of idling and launched a campaign to reduce idling, and then pursued the goal to reduce waste. Throughout this project students saw themselves as important members of society and agents of change.



MAIN STAGE SHOWCASE EVENTS

- 11:15 A.M.
PUBLIC SERVICE ANNOUNCEMENTS
 St. Marguerite School
- 11:30 A.M.
OKAWIMAWASKIY (MOTHER EARTH)
 Confederation Park School
- 11:45 A.M.
REDUCING LUNCH WASTE AND LIGHTS OUT
 Bishop Pocock School
- 12:00 P.M.
ENERGY USE AND SAVING AT HOME AND SCHOOL
 St. Maria Goretti School
- 12:15 P.M.
ENERGY USE AND SAVING AT HOME AND SCHOOL
 St. Maria Goretti School
- 12:30 P.M.
ENERGY WONDERS
 École Cardinal Leger School
- 12:45 P.M.
VARIOUS STUDENT INQUIRY PROJECTS
 École Alvin Buckwold School
- 1:00 P.M.
VARIOUS STUDENT INQUIRY PROJECTS
 École Alvin Buckwold School
- 1:15 P.M.
WASTE AND IDLING REDUCTION
 St. Anne School
- 1:35 P.M.
RYAN'S WELL PRESENTATION
 Brunskill School
- 1:45 P.M.
OKAWIMAWASKIY (MOTHER EARTH)
 Confederation Park School

STUDENT ACTION FOR A SUSTAINABLE FUTURE

APRIL 15TH 2014
11:00 A.M. - 2:15 P.M.

**What can go into
 the Blue
 Recycling Bins
 and how to
 prepare items for
 recycling?**

U of S announces College Quarter hotel deal

vince approves plu

MAXIMUM 30

MAVLE CANADIAN HISTORY



GREATER
 SASKATOON
 CATHOLIC
 SCHOOLS



Saskatoon Public Schools
 Inspiring Learning



Saskatchewan
 Environmental
 Society



UNIVERSITY OF
 SASKATCHEWAN



City of
 Saskatoon

Education for Sustainable Development - 2014

GRADE 6/7

BISHOP POCOCK SCHOOL JANELLE RASMUSSEN

The Grade 6/7 class from Bishop Pocock School has been focusing on waste reduction and recycling. Students have done many engaging activities to better understand how to reduce and recycle. We are looking forward to displaying our knowledge and celebrating the changes we have made in our school!

GRADE 7/8

ST. VOLODYMYR SCHOOL GREG BUBNICK

The Grade 7 and 8 students of St. Volodymyr School have embarked upon inquiry projects that consider our food choices and how they impact the environment, our community and our own personal health. The students have considered the sources of local food supplies, from hunting, fishing and gathering to farming, gardening and greenhouse production. They have tackled important questions such as the benefits or detriments of genetically modified foods, the use of pesticides in food production, the global food distribution system, as well as control of the multi-national food corporations over our choices and purchases. They have been able to discover that food is more than this thing that we gobble down at meal times. It forms the atoms and molecules of our body and it contains spirit that we must respect and be grateful for. Food is part of our local environment and culture, the cultivation and preparation of which help form and ground the future citizens of Saskatchewan.

GRADE 8

ST. MARGUERITE SCHOOL ROD FIGUEROA

At St. Marguerite School the Grade 8 students have led a campaign to reduce the amount of garbage we produce daily. Their campaign has included a garbage audit, awareness and education, a litter-free lunch and constant communication with parents. Each group has made a public service announcement that they are passionate about. These announcements range from animal testing to water, air and garbage pollution. They have concluded that reducing the amount of consumption in their daily lives will bring an end or drastically reduce the consequences of consumerism.

GRADE 8

BROWNELL SCHOOL JANELLE WILL

At Brownell School the Grade 8 students have been learning why water conservation is important in building a sustainable future and how they can make a difference. Students designed action projects that focused on making a change at home, school and on a global level. Students in the home water conservation group had each grade eight student conduct a home water audit, then they challenged the class to make a few changes at home, re-audit, and then graphed the greenhouse gas emissions we saved as a class. The group that was interested in making changes at school focused on raising money to put aerators on each of the taps at school to save water. Another group created an action project around educating our school community about the importance of drinking tap water instead of bottled water for the environment and our wallets. The effect water quality has on wildlife in the wetlands is an action project that was designed with water testing stations. On a global level one group of students was interested in raising money for Ryan's Well, an organization that builds one well a year in a Third-World country.

GRADE 4/5

BRUNSKILL SCHOOL KRISTY MITCHELL

Our class has been focussing on the issue of waste reduction by looking at vermicomposting, various recycling (implementing paper, can and plastic recycling), along with implementing outdoor recycling, and reuse and reduction. We will be having a school-wide science fair to showcase our learnings and spread our message through class-by-class presentations and newsletter entries.

GRADE 8

ÉCOLE ALVIN BUCKWOLD SCHOOL JEREMY VAN OLST

The Grade 8 students at École Alvin Buckwold School have been working on reducing greenhouse gases (CO₂) by developing and implementing action plans in their classroom, school, homes and community. The student action plans focus on reducing improper waste and improving recycling, reducing the amount of water used at school and home, saving energy through technology, reducing food waste, implementing waste-free lunches, and the benefits of active transportation. They have worked hard developing and implementing their plans and look forward to sharing their results with you.

GRADES 4/5

NĒHIYÁWEWIN-CREE LANGUAGE AND CULTURAL PROGRAM, CONFEDERATION PARK COMMUNITY SCHOOL MS. N. TOURANGEAU

Our focus has been on waste management. Our classroom is primarily in charge of recycling so we have begun to talk about taking personal responsibility for the things we throw in the garbage. We are working to recycle better by creating more awareness on how to reduce waste: placing signs on the recycle bins to remind students to use both sides of the paper and throw recyclable containers in a different bin. Our goal is to develop positive attitudes, skills and knowledge needed to make informed decisions that will benefit the planet we share, Mother Earth.

GRADE 4/5

FAIRHAVEN SCHOOL JOANNA BELL

Grade 4/5 students at Fairhaven School examined the effects of climate change and factors that are contributing to global warming. Small groups discussed possible action plans on many topics and then decided to focus on reducing energy use through a "lights-off, lights half-off" campaign incorporating student writing, plays, and art, presentations to classes and the school, information and audits for school and home, and a letter-writing campaign to government regarding investing in renewable energy. We were assisted in our journey by many partners including Traditional Knowledge Keeper Darlene Speidel, the Saskatchewan Environmental Society's Angie Bugg, and division-funded technology to monitor energy use in the classrooms via hardware and the internet.

GRADE 6

ÉCOLE CARDINAL LÉGER SCHOOL SEB ROCK

Grade 6 combined Science and Social Studies classes looked at sustainability in the area of energy. Our project mainly revolved around a lights audit, which involved nine awareness-raising campaigns, all aimed at reducing our carbon footprint at school. Today, we are showcasing some of our SASF activities: Sweater Day, Lights Out Class Challenges, School Assembly on Climate Change, as well as inquiry-based learning projects on electricity and electronic energy monitoring. Thank you to all the SASF partners for this great experience!

Attachment 2 – Notable Student Results

A few notable environmental success stories include:

- Between Dec. 2013 and Mar. 2014, Bishop Pocock's grade 6/7 class worked with other classrooms in their school to reduce waste, which led to a 59% reduction in school-wide garbage. Over a whole school year, that's a reduction of 1860 kg of waste.
- Thanks to the great work of St. Marguerite's grade 8 class, their school will be starting an Environmental Committee next year to work on school-wide sustainability initiatives.
- A group of grade 8 students from Brownell School took on a number of home water conservation projects. Their families made a number of changes, such as installing displacement devices in toilet tanks, shortening shower time, installing faucet aerators and reducing outdoor watering. Collectively, these actions will lead to an annual savings of 256,000 litres of water.
- Through education, an action campaign, and a lights off and "half-off" contest led by Fairhaven School's grade 4/5 class, their school saw a 43% reduction in lighting energy between January and March 2014. If they maintain this for a whole school year, the savings will be 2,840 kWh and 2099 kgCO_{2e}/year.

Water and Wastewater Utilities Capital Funding Reallocation

Recommendation

That the Standing Policy Committee on Environmental, Utilities and Corporate Services recommend to City Council:

1. That \$595,333 be transferred from the Wastewater Capital Project Reserve to the Water Capital Project Reserve to fund over expended water projects;
2. That \$178,250 be transferred from the Water Capital Project Reserve to Capital Project #1154-02 WTP – Sludge Recovery and Disposal;
3. That \$250,447 be transferred from the Wastewater Capital Project Reserve to Capital Project #1227-02 WWT – Sludge Disposal Struvite Removal;
4. That \$154,837 be transferred from the Wastewater Capital Project Reserve to Capital Project #1236 WWT – UV Disinfection System;
5. That \$500,000 be transferred from the Wastewater Capital Project Reserve to Capital Project #2212 WWT – Operations Facility Upgrade;
6. That \$50,000 be transferred from the Wastewater Capital Project Reserve to fund a conceptual plan for a Regional Wastewater Management System; and
7. That \$1,398,181 be transferred from the Wastewater Replacement Reserve to the Wastewater Capital Project Reserve.

Topic and Purpose

This report is to obtain City Council approval to reallocate funding between reserves and projects in order to close out a number of significant water and wastewater Utility projects. In addition, a new Regional Wastewater Management Study will be funded. There is a net return to reserve, which will reduce the City's short-term borrowing.

Report Highlights

1. Saskatoon Water has completed a review of its capital program.
2. A project is required for a Regional Wastewater Management Study.
3. Net returned funds to various water and wastewater reserves total \$807,877.

Strategic Goal

This report supports the Strategic Goal of Asset and Financial Sustainability by ensuring adequate funding for existing capital works and reducing reliance on borrowing.

Background

Water and Wastewater Utilities together posted a 2013 year-end surplus of \$6,340,800. A total of \$1,845,900 was transferred to the Water and Wastewater Revenue Stabilization Reserve (WWRSR) and the remaining \$4,494,900 was allocated to the Wastewater Capital Project Reserve (WWCPR). At its meeting held on March 31, 2014, City Council approved a post-budget allocation of \$1,267,400 from the WWCPR to Capital Project #2558 – WTP – Clarifier Tube Settlers, leaving a balance of \$3,227,500 in the WWCPR from the 2013 surplus. A review of Saskatoon Water capital projects followed.

Report

Review of the Capital Program

Nineteen capital projects, six water and thirteen wastewater, were reviewed. Work in utility capital projects tends to take place over several years when considering design and multi-year construction. Seventeen projects are completed and are to be closed and two projects are ongoing. Of the nineteen projects reviewed, six projects were under expended and thirteen were over expended, including four projects that require City Council approval to allocate the required funding. Per City Council Policy C03-001, any over-expenditure of more than \$100,000 requires City Council approval.

Highlights include:

- A return of \$453,118 to the Water Replacement Reserve from Capital Project #1054-39 WTP Asset Replacement – Low Lift Screens & Drives. Reduced costs were due to a favourable tender price and a decreased scope of work.
- A return of \$217,285 to the WWCPR from Capital Project #1248 – WWT Primary Digestion Process Upgrade. A favourable tender price was realized due to a sub-contractor bidding without using a general contractor.
- A return of \$1,398,181 to the Wastewater Replacement Reserve (WWRR) from Capital Project #1225 WWT- Sludge Disposal Facility Replacement. Sub-project 12, Decant Cell #1 Asphalt Lining, was cancelled. Upgrades to cell liners and construction of new cells are now recognized as work funded from the WWCPR. Capital Project #2226 WWT – Relining Cell #2, funded in the 2014 Capital Budget, continues this work. Additional minor under expended projects increases the net return to WWRR to \$1,467,162.
- Capital Project #1154-02 WTP – Sludge Recovery and Disposal has a projected over expenditure of \$178,250. The total budget for this project was \$16,921,287. Additional funding is required due to post-construction work to optimize the process and replace sub-performing mechanical components. Administration is recommending that the \$178,250 be funded from the Water Capital Project Reserve (WCPR). A claim by the City against the design consultant has been resolved.
- Capital Project #1227-02 WWT – Sludge Disposal Struvite Removal had a total budget of \$4,314,000. This project requires an additional \$250,447 to close out the project due to changed conditions encountered during construction and the addition of mechanical components required after tendering. Administration is recommending that the \$250,447 be funded from the WWCPR.

Water and Wastewater Utilities Capital Funding Reallocation

- Capital Project #1236 WWT – UV Disinfection System, has a total approved budget of \$11,936,000. This project is over-expended by \$154,837 due to a lengthy commissioning period. Administration is recommending that the \$154,837 be funded from the WWCPR.
- Capital Project #2212 WWT – Operations Facility Upgrade involves the design and construction of an expansion to the operations and maintenance building at the Wastewater Treatment Plant. The project has \$7,753,000 of approved funding allocated. The project is approximately 75% complete at the time of this report. A review of projected total costs indicates that a budget increase of \$500,000 is required due to changed conditions discovered during demolition, additional improvements to the laboratory, and furnishings and equipment for the new space. Administration is recommending that an allocation of \$500,000 to Capital Project #2212 WWT – Operations Facility Upgrade be funded from the WWCPR.

Regional Wastewater Management Study

The Administration has agreed to jointly fund a conceptual plan for a joint wastewater management system between the City of Martensville and the City of Saskatoon. The cost of the study is estimated at \$100,000 and is to be evenly shared between the two cities. Administration is recommending that the City of Saskatoon's \$50,000 share be funded from the WWCPR.

Returned Funds

Closure of projects with a return to source totals \$2,139,126 to the various reserves. This is partially offset by additional allocations of funding totalling \$247,715 for over expenditures that do not require City Council approval. The total funding request of \$1,083,534 put forth for approval in this report results in a net return to the various reserves of \$807,877.

Public and/or Stakeholder Involvement

There is no public and/or stakeholder involvement.

Communication Plan

A communication plan is not required.

Financial Implications

There is sufficient funding within the capital and replacement reserves to fund the changes detailed in the report.

These closures result in a net return to the various reserves in the amount of \$807,877, as summarized below:

Return to Source	\$2,139,126
Reallocation to Cover Over Expenditures	(247,715)
Budget Adjustment Reallocation to Cover Over Expenditures	<u>(1,083,534)</u>
Net Return to Source	<u>\$ 807,877</u>

Water and Wastewater Utilities Capital Funding Reallocation

Administration recommends a transfer of \$595,333 from the WWCP to the WCPR to fund an existing deficit in the reserve in the amount of \$325,852, as well as, the water project over expenditures and recommended allocations noted above. The 2013 year-end available for capital was \$6,340,800 allocated entirely to the WWCP with the intention that it would be re-balanced upon completion of this capital project review.

Administration also recommends transferring the \$1,398,181 returned to the WWRR from Capital Project #1225 WWT – Sludge Disposal Facility Replacement to the WWCP. This will result in available funds to reduce the borrowing requirements for previously approved utility projects.

There is also sufficient funding in the WWCP to fund \$50,000 for a conceptual plan for a Regional Wastewater Management System.

Other Considerations/Implications

There are no options to the recommendation, policy, environmental, privacy, or CPTED implications or considerations.

Due Date for Follow-up and/or Project Completion

Projects receiving additional funding are scheduled for completion by July 31, 2015.

Public Notice

Public Notice pursuant to Section 3 of Policy No. C01-021, Public Notice Policy, is not required.

Report Approval

Written by: Larry Schultz, Engineering Services Manager
Reviewed by: Reid Corbett, Director of Saskatoon Water
Approved by: Jeff Jorgenson, General Manager, Transportation & Utilities
Department

EUCS LS - Water and Wastewater Utilities Capital Funding Reallocation.docx



URGENT BUSINESS
PUBLIC AGENDA
STANDING POLICY COMMITTEE ON
ENVIRONMENT, UTILITIES AND CORPORATE SERVICES
TUESDAY, AUGUST 19, 2014, COUNCIL CHAMBER

Section 112 of Bylaw No. 9170, The Procedures and Committees Bylaw states:

- (1) *The administration may request to add a matter to the agenda of a Council Committee meeting as urgent business after the agenda has been prepared and distributed by the City Clerk.*
- (2) *In these circumstances, the administration shall submit a report to the City Clerk requesting to add the item to the agenda, which shall include an explanation of the reasons and degree of urgency of the matter, as soon as possible.*
- (3) *The City Clerk shall distribute any requests from the administration to add a matter of urgent business to the agenda to the Council Committee members as soon as they are available.*
- (4) *During the confirmation of the agenda, a Council Committee member may move to add a report, communication, speaker or motion to the agenda if the matter arises from an unforeseeable situation of urgency.*
- (5) *Council Committee may only consider a matter of urgent business by a majority vote of Council Committee members present.*

2. Confirmation of Agenda

The Committee is requested to add the following additional items) as Urgent Business

8. Urgent Business

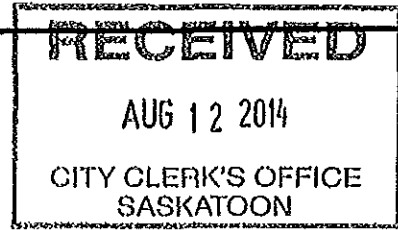
- 8.1 Noise Bylaw Extension, West Portal Church KICKOFF BBQ, September 7, 2014, 11:30 a.m. to 1:00 p.m., Terry Friesen [File No. CK. 185-9] *[Explanation: event takes place before next meeting]*
- 8.2 Noise Bylaw Extension, PotashCorp Fireworks Festival, August 31, 2014, to 11:45 p.m. as alternate evening in the event of inclement weather, Jeff Culbert, On Purpose Leadership [File No. CK. 185-9] *[Explanation: event takes place before next meeting]*
- 8.3 Noise Bylaw Extension, Sunday Morning Community Pancake Breakfast, September 7, 2014 (alternate date September 14, 2014), 10:00 a.m. to 1:00 p.m., Hope Fellowship Church, Dianne Loraas [File No. CK. 185-9] *[Explanation: event takes place before next meeting]*

Recommendation

That the request for extension to *The Noise Bylaw* as outlined in 8.1 – 8.3 be approved subject to administrative conditions.

125-7 8.1

From: Terry Friesen <terry@westportal.ca>
Sent: August 12, 2014 4:22 PM
To: Web E-mail - City Clerks
Subject: noise bylaw extension SEP 7/14



Hello, my name is Terry Friesen. I'm with West Portal Church (33rd St. West)

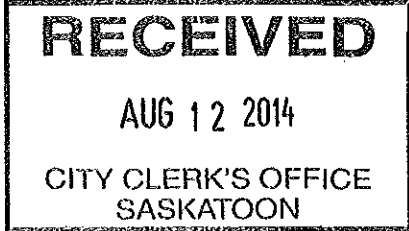
I would like to ask permission for us to start our KICKOFF BBQ on Sunday SEPTEMBER 7, 2014 at 11:30am (we would be ending at 2pm officially).

Sunday Noise Bylaw hours normally begin at 1pm, but we are not using a sound system or amplifying anything... it would just be crowd noise (possibly 400 people).

Thank you for your consideration.

TERRY FRIESEN
West Portal Church (3134 33rd St. West)

From: CityCouncilWebForm
Sent: August 11, 2014 4:42 PM
To: City Council
Subject: Write a Letter to City Council



TO HIS WORSHIP THE MAYOR AND MEMBERS OF CITY COUNCIL.

FROM:

Jeffery Culbert
131 Wall Street
Saskatoon, Saskatchewan
S7K2X9

EMAIL ADDRESS:

jculbert@onpurpose.ca

COMMENTS:

I am writing in regards to the PotashCorp Fireworks Festival on behalf of On Purpose Leadership, the event coordinating team organizing this event.

As in past years, we use Sunday night (Aug 31st, 2014) as a back up night for the Fireworks Festival. That is only if the weather does not permit us to successfully light the fireworks on Friday or Saturday. We do not have it documented in any of our forms this year...and just wanted to make sure that we are still able to use Sunday August 31st as a back up plan for lighting the Fireworks.

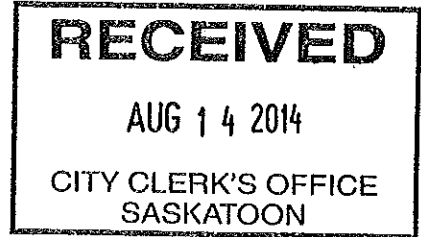
We do not need park access on Sunday. Example: no music stage, food vendors or events. Just Broadway Bridge closure to light the fireworks.

Please confirm the outcome of this request at your earliest convenience.

We thank you for your time and support in these matters,

Jeff Culbert
Project Manager
On Purpose Leadership

From: CityCouncilWebForm
Sent: August 14, 2014 10:37 AM
To: City Council
Subject: Write a Letter to City Council



TO HIS WORSHIP THE MAYOR AND MEMBERS OF CITY COUNCIL.

FROM:

Dianne Loraas
809 32nd Street West
Saskatoon, Saskatchewan
S7L 0T5

EMAIL ADDRESS:

dianne@hopefellowshipchurch.ca

COMMENTS:

This is a request for an extension of the Noise Bylaw
For Hope Fellowship Church
809 32nd Street West
Sunday Morning Community Pancake Breakfast
On Sunday, September 7, 2014
(alternative date if the weather is not favorable is September 14)
Between 10am and 1pm

Note: City council approved the request for road closure on June 9, 2014

Thank you
Dianne Loraas