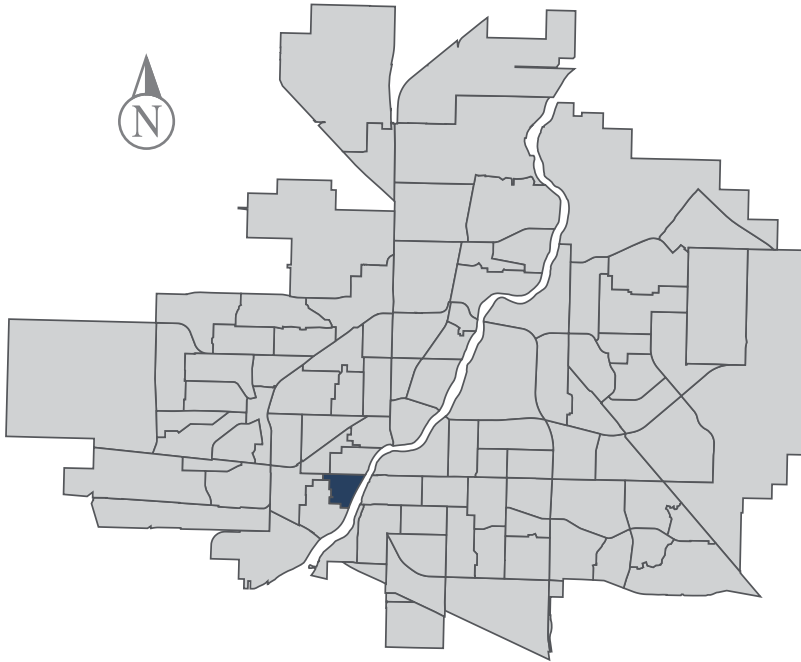


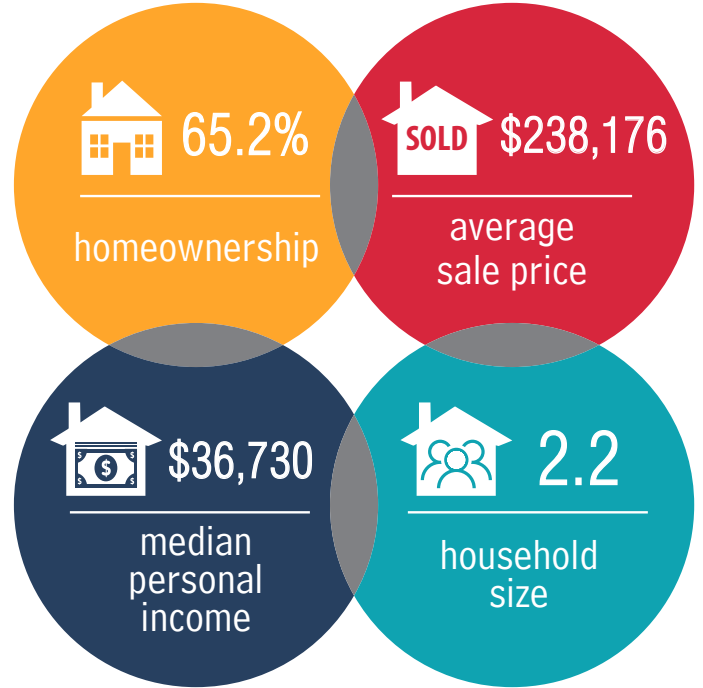
Holiday Park

MUNICIPAL WARD 2

 Population
1,657

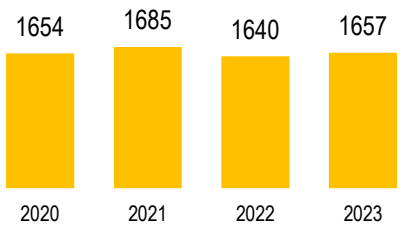


COMMUNITY QUICK FACTS



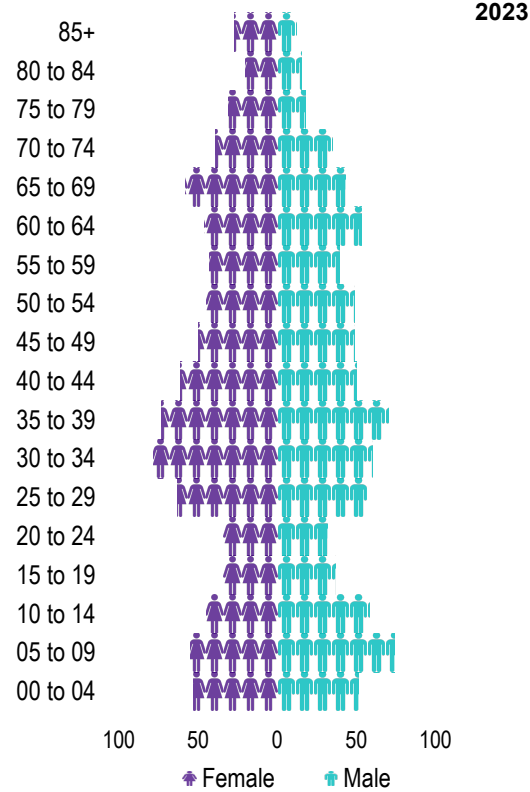
HOLIDAY PARK

POPULATION



Source: eHealth Saskatchewan, 2023

Age Group



Source: eHealth Saskatchewan, 2023

Ethnic Diversity

* Higher number indicates greater diversity

Location	2021
Holiday Park	0.13
Saskatoon	0.46

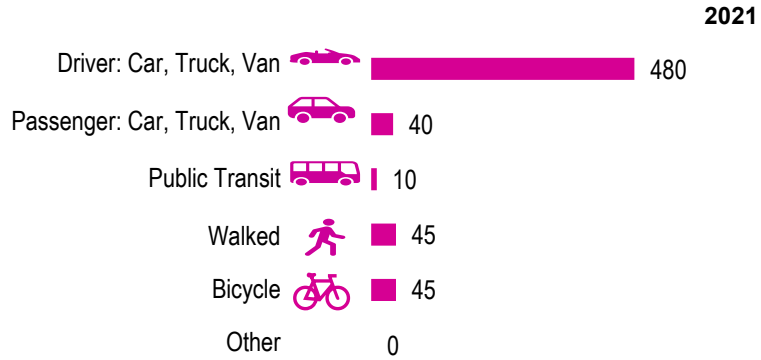
Source: 2021 Census

Mother Tongue

Top Languages	2021
English	1275
Urdu	0
German	20
French	30
Ukrainian	10
Punjabi (Panjabi)	0
Cantonese	0

Source: 2021 Census

Mode of Travel to Work



Source: 2021 Census Long Form

Registered Vehicles

	2021	2022
Total (LV & PV)	957	1499
Per Person	0.6	0.9
Saskatoon Per Person	0.8	0.9

LV - light vehicles (commercial & private) PV - private passenger vehicle

Source: SGI

Education Level

	2021
No Certificate/diploma/degree	90
High school certificate or equivalent	305
Apprentice/trades certificate/diploma	90
College/CEGEP/non-university cert./dipl.	110
University diploma or degree	20

Source: 2021 Census Long Form

Postsecondary Enrolment

	2020	2021	2022
Saskatchewan Polytechnic	13	12	19
University of Saskatchewan	21	0	26

Source: Saskatchewan Polytechnic Administrative Office and University of Saskatchewan Registrar's Office

Enrolment by School

	2020	2021	2022
P- Saskatoon Public School			
S - Greater Saskatoon Catholic Schools			
Saskatoon French School (s)	315	277	248
St. John School (s)	132	142	146

Source: Saskatoon Public School Division & Greater Saskatoon Catholic Schools

Household Structure

	2021
One-family households	350
Multiple-family households	5
Non-family households	290
Total one-parent families	130
Total households	695
Household size	2.2

Source: 2021 Census

Age of Dwelling

	2021
Before 1960	43%
1961-1980	36%
1981-1990	6%
1991-2000	5%
2001-2005	6%
2006-2010	2%
2011-2016	0%
2016-2021	2%

Source: 2021 Census

Housing Affordability

Median Multiple	2021	2022
Saskatoon	3.98	3.81
Holiday Park	3.10	2.82

Note: Median Multiple of 3.0 & under is rated as "affordable"

Source: City of Saskatoon, Assessment & Taxation and RBC Economics Research

Housing Costs

	2021
Average Owner's Major Payments	\$1,280
Average Gross Rent	\$1,060

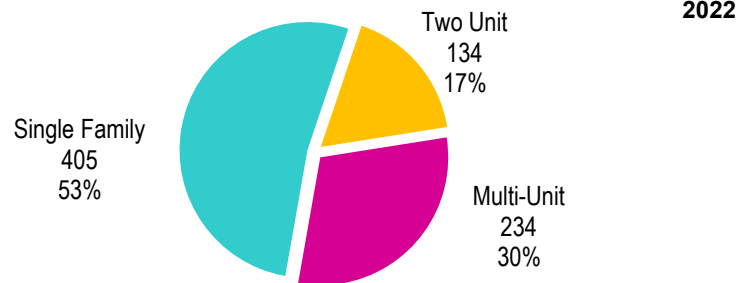
Source: 2021 Census

Housing by Tenure

	2021
Rented	35%
Owned	65%

Source: 2021 Census

Dwelling Unit Count



Total Dwellings	773	
Neighbourhood Area	67.8 hectares	167.5 acres
Dwelling Units per Area	11.4 per hectare	4.6 per acre

Source: City of Saskatoon, Planning & Development

Real Estate Sales

2022	No. of Sales	Average Price
Condo Townhouse	0	\$ -
High Rise Apt Condo	0	\$ -
Low Rise Apt Condo	3	\$ 143,000
Semi-detached	0	\$ -
Semi-detached - two titles	1	\$ 322,500
Single Family Dwelling	25	\$ 249,028

Source: City of Saskatoon, Assessment & Taxation

Park Space

2022	Hectares	Acres
Total Park Area	6.8	16.8
Population per Park Area	243.8	98.6

Park Type: N - Neighbourhood D - District MD - Multi-district
SU - Special Use I - Industrial

Boughton	N	1.6	4.0
Holiday	N	3.2	7.9
Victoria	SU	2.0	4.9

Source: City of Saskatoon, Planning & Development

HOLIDAY PARK

Voter Turn-out (%)

Provincial	2007	62%
Federal	2008	46%
Civic	2009	26%
Federal	2011	48%
Provincial	2011	55%
Civic	2012	27%
Federal	2015	62%
Provincial	2016	31%
Civic	2016	32%
Federal	2019	61%
Provincial	2020	44%
Civic	2020	22%

Licensed Home-Based Businesses

	2021	2022
Saskatoon	5353	5293
Holiday Park	36	33

Source: City of Saskatoon, Business License Program

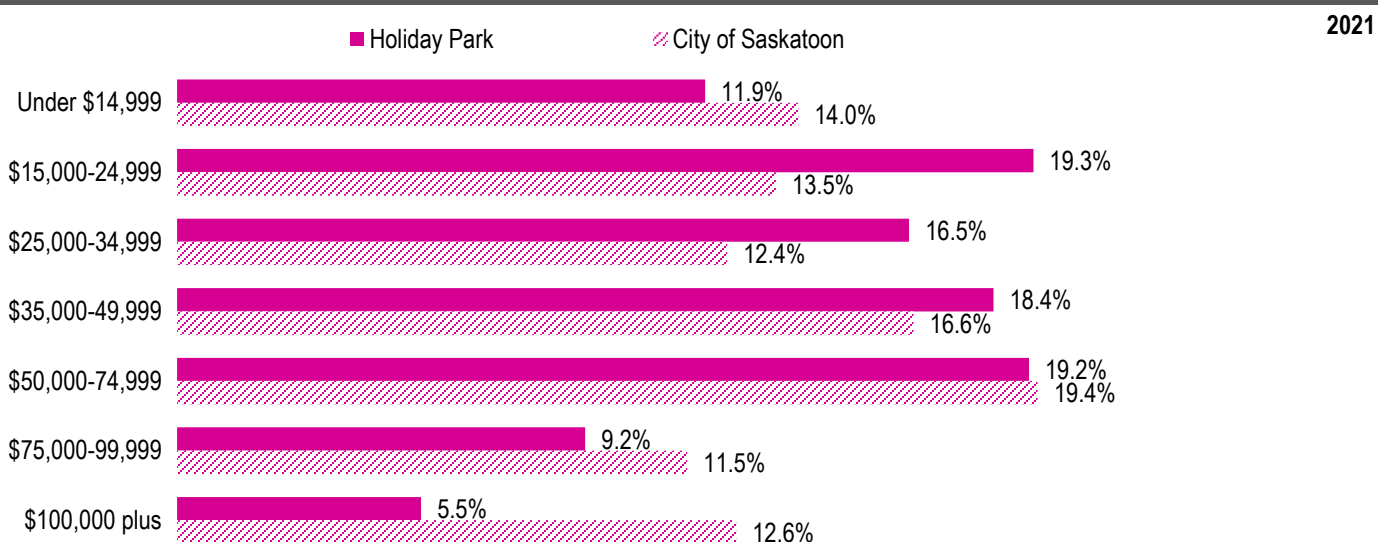
Labour Force

	2021	
	Holiday Park	Saskatoon
Labour Force Participation Rate	65.1%	69.7%
Economic Dependency Ratio	36.9%	19.5%
Median Total Income (personal)	\$37,330	\$43,820
Provincial Index of Median Income (base=100)	88.80	104.20
Canadian Index of Median Income (base=100)	89.60	105.20

Source: City of Saskatoon, City Clerk's office; Elections Saskatchewan; and Elections Canada

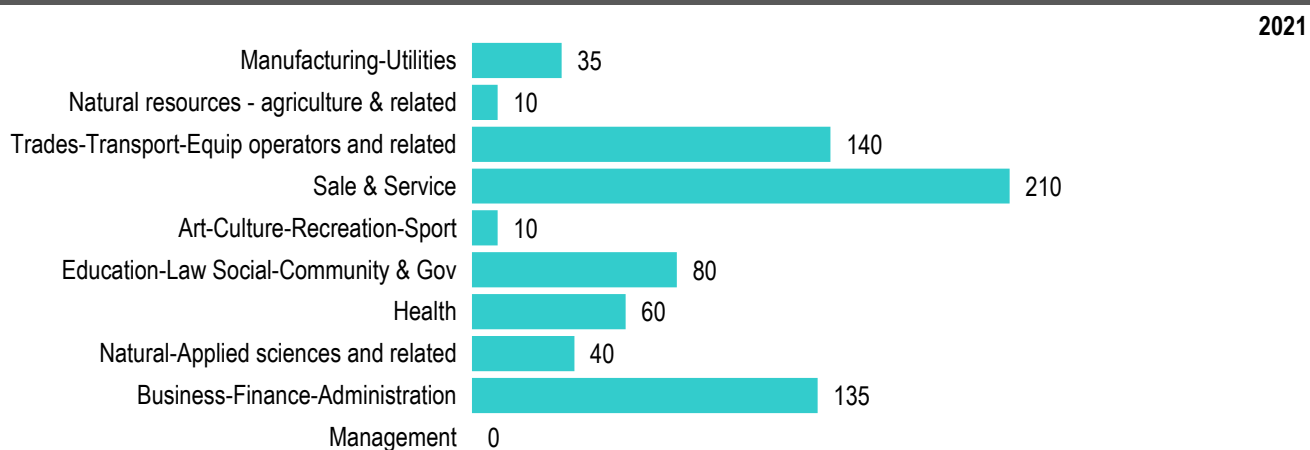
Source: Statistics Canada, Income Statistics Division, T1 Family File (T1FF) based on the final tax file, 2021

Personal Income



Source: Statistics Canada, Income Statistics Division, T1 Family File (T1FF) based on the final tax file, 2021

Major Occupation



Source: 2021 Census